

PERFECTA

YOUR PERFECT CHOICE IN FURNITURE

PERFECTA

YOUR PERFECT CHOICE IN FURNITURE



Ensembles



Ens. T Canvas 2212C ep79 HP07 & Cassis ep79 Duo90

 Canvas - Cassis



Ens. T Canvas 2212C ep79 HA00 & Mirror ep79 Duo80

 Canvas - Mirror



Ens. T Onyx 140R ep79 ML81 & Bormio ep79 V430

 Onyx - Bormio



Ens. T Canvas 120C ep79 HP07 & Soda ep79 Duc00

 Canvas - Soda



Ens. T Onyx ht90 159C ep23 HA00 & BarSoda ht65 ep23 Duo20

 Onyx - BarSoda



Ens. T Onyx 2212C epa83 HP88 & Sofia epa83 V460

 Onyx - Sofia-CH



Ens. T Cabrio ht90 189U epa83 HP88 & BarSofia ht65 epa83 V480

 Cabrio - BarSofia



Ens. T Onyx ht90 120C epa83 HP98 & BarSwiftie ht65 epa83 Duo60

 Onyx - BarSwiftie



Ens. T Veneto ht90 140R ep79 ... & BarAllure ht65 ep79 P780

 Veneto - BarAllure



Wacko - Aero



Wacko3.0 - Allure



Ens. T Canvas 140R ep79 MHA84 & Adagio ep79 Duo00

 Canvas - Adagio



Ens. T Cabrio + T Cobra & BarAllure epa15 P700

 Cabrio + Cobra - BarAllure



Ens. T Onyx 159C ep79 HP07 & Osaka ep79 Duo85

 Onyx - Osaka



Querido - Girona



Wacko2.0 - Girona



Veneto - Ona



Queen - BarOna



Verona - BarGirona





Ens. T Canvas 2412E epa83 HP07 & Fiona2 epa83 Duo20



Querido - BarOlivia



Vicenza - Olivia





Ens. T Onyx 2412E epa83 HP98 & Pierrot epa83 V485



Ens. T Victoria ht75 210U epa83 HP81 & Pinot epa83 D690



Ens. T Wacko2.0 ht90 160W ep79 HP93 & BarPinot ht65 ep79 D607





Ens. T Wacko2.0 ht90 140R epa83 MHA84 & BarAmica ht65 epa83 D680

 Wacko2.0 - BarAmica



Ens. T Wacko2.0 ht75 140R epa83 ML08 & TabAmi epa83 P710

 Wacko2.0 - TabAmi



Ens. T Qube ht110 189 ep79 HP03 & BarAmi ht80 ep79 C884

 Qube - BarAmi



Ens. T Veneto ht90 140R ep01 ML08 & BarAmi ht65 ep01 C800/C883/C884

 Veneto - BarAmi



Ens. T Spinner2 ht90 2412E ep91 ... & BarLouis ht65 ep91 PP91 ep30 PP30 ep60 PP60 ep59 PP59

 Spinner2 - BarLouis



Ens. T ViennaBar ht90 220x60 ep01 HA84 & BarLouis ht65 ep01 PP01

 ViennaBar - BarLouis



Spinner HPL - Bora/Horta/Zora - ViennaBar HPL - BarClaudio



Alegro HA - Horta - Pad Cloë



PP30/PP60



Cobra HM - Claudio





ViennaBar - Lago-BAR



ViennaBar - Lago-BAR



Alegro - Lago-BAR



Vicenza - Lago-CH



Spinner2 - Lago-ACH





Victoria - Pisa



Querido HA - BarSilva



Wacko - Primera



Verona HPL - Silva



Ens. T Wacko2.0 ht75 120V ep79 HP06 & Lugano ep79 P775



Wacko2.0 - Lazio



Ens. T Wacko Ø120 ep79 ... & Pisa ep79 P769



Ens. T Wacko Ø 160 ep01 MHA84 & Arca ep01 C800





Queen - BarElite



Vienna - BarLoft



Cabrio - BarLazio



Circa HM - BarSherpa





Ens. T Onyx ht90 100CD ep81 HP98 & BarRitmo ep81 DS81



Ens. T Cabrio ht90 99U epa83 HP88 & BarBistro ht65 epa83 V440



Ens. T Onyx 120D ep01 HP98 & Ritmo ep01 V400 RN01



Ens. T Onyx 120C epa83 HP88 & Bistrot epa83 V420





Spinner - BarMovie



Qube - BarRomy



Spinner - Romy



Verona - BarMovie



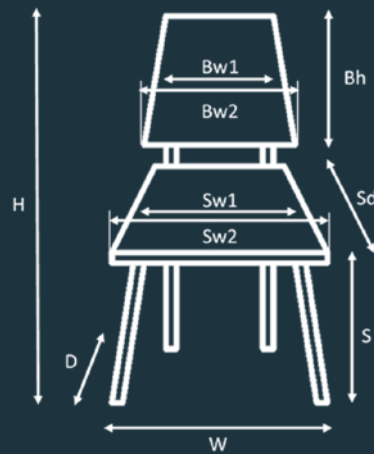


Ens. T Onyx 120CD ep81 HP98 & Altea ep81 Duo80

 Onyx - Altea

PERFECTA

YOUR PERFECT CHOICE IN FURNITURE



| | |
|-----|---|
| H | Total Height |
| W | Total Width |
| D | Total Depth |
| S | Seat height at the centre of the seat under a pressure of 60 kg |
| Sw1 | Seat width at half depth of the seat (1) |
| Sw2 | Seat width at widest point (2) |
| Sd | Seat depth (centre axis) |
| Bw1 | Back width at half height of the back (1) |
| Bw2 | Back width at widest point (2) |
| Bh | Back height (centre axis) |



Stoelen - Chaises - Stühle - Chairs

Made in BE



Cassis ep79 DS01

Cassis


□ KITCHEN / DUO / DS / DIVA /
MOSAIC / DESIGN / CHARME /
PERFECTO FR / VOGUE

H: EPOXY (ep../epa..)

∅ 22 mm

ht. arml. - acc. - Arml. - armr. : 67 cm

H 73,0 Bw1 39,0 Sw1 51,0
W 58,5 Bw2 40,0 Sw2 51,5
D 57,0 Bh 14,0 Sd 45,0
S 46,5

 m³/1 0,27

 kg 6,0-7,2

 -

Made in BE



Mirror epa83 DS86

Mirror


□ KITCHEN / DUO / DS / DL / DIVA /
MOSAIC / DESIGN / CHARME /
PERFECTO FR / VOGUE


H: EPOXY (ep../epa..)

∅ 19 mm

ht. arml. - acc. - Arml. - armr. : 66,5 cm

H 76,0 Bw1 42,5 Sw1 49,0
W 56,0 Bw2 42,5 Sw2 49,5
D 54,0 Bh 17,0 Sd 45,0
S 45,5

 m³/1 0,24

 kg 6,0-7,2

 -

Made in BE



Arca ep79 P785

Arca


□ KITCHEN / DUO / DS / DL / DIVA /
MOSAIC / DESIGN / CHARME /
PERFECTO FR / VOGUE

H: EPOXY (ep../epa..)

∅ 30x15 mm steel tube

ht. arml. - acc. - Arml. - armr. : 68 cm

H 76,0 Bw1 38,0 Sw1 51,0
W 56,0 Bw2 47,0 Sw2 51,0
D 55,0 Bh 18,0 Sd 45,0
S 46,0

 m³/1 0,24

 kg 6,5/7,9

 -

Made in BE



Bormio epa83 V420

Bormio


□ KITCHEN / DUO / DS / DL / DIVA /
MOSAIC / DESIGN / CHARME /
PERFECTO FR / VOGUE

H: EPOXY (ep../epa..)

∅ 30x15 mm

ht. arml. - acc. - Arml. - armr. : 66 cm

H 79,5 Bw1 47,5 Sw1 48,5
W 57,5 Bw2 48,0 Sw2 49,0
D 56,0 Bh 27,0 Sd 45,0
S 46,0

 m³/1 0,27

 kg 8,4-9,6

 -

Made in BE



Soda epa83 Duo20

Soda

□ KITCHEN / DUO / DS / DL / DIVA /
MOSAIC / DESIGN / CHARME /
PERFECTO FR / VOGUE

H: EPOXY (ep../epa..)
Ø 19 mm

H 82,0 Bw1 45,0 Sw1 49,0
W 54,5 Bw2 55,0 Sw2 50,0
D 60,0 Bh 39,0 Sd 45,0
S 46,5

⌋ m³/1 0,27

⌋ kg kg 6,8-8,0

⌋ -

Made in BE



BarSoda ht65 ep23 DS21

BarSoda

□ KITCHEN / DUO / DS / DL / DIVA /
MOSAIC / DESIGN / CHARME /
PERFECTO FR / VOGUE

H: EPOXY (ep../epa..)
Ø 19 mm

H 93,5 Bw1 42,0 Sw1 49,0
W 52,0 Bw2 53,0 Sw2 50,0
D 55,0 Bh 32,0 Sd 45,0
S 64,5

⌋ m³/1 0,29

⌋ kg kg 7,5-9,6

⌋ -

Made in BE



Sofia-CH epa83 V460

Sofia-CH

□ KITCHEN / DUO / DS / DL / DIVA /
MOSAIC / DESIGN / CHARME /
PERFECTO FR / VOGUE

H: EPOXY (ep../epa..)
Ø 31x16 mm

H 81,0 Bw1 45,0 Sw1 49,0
W 55,0 Bw2 55,0 Sw2 50,0
D 59,5 Bh 39,0 Sd 45,0
S 46,5

⌋ m³/1 0,27

⌋ kg kg 7,5-9,2

⌋ -



BarSofia

Made in BE



BarSofia ht65 epa83 V460

BarSofia

□ KITCHEN / DUO / DS / DL / DIVA /
MOSAIC / DESIGN / CHARME /
PERFECTO FR / VOGUE

H: EPOXY (ep../epa..)
Ø 31x16 mm

HT65

H 93,0 Bw1 42,0 Sw1 49,0
W 53,5 Bw2 53,0 Sw2 50,0
D 54,5 Bh 32,0 Sd 45,0
S 65,0

⌋ m³/1 0,30

⌋ kg kg 8,5-11,1

⌋ -



Sofia-CH

Made in BE



Swiftie epa83 Duo60

Swiftie

□ KITCHEN / DUO / DS / DL / DIVA /
MOSAIC / DESIGN / CHARME /
PERFECTO FR / VOGUE

H: EPOXY (ep../epa..)
Ø 25 mm

| | | | | |
|---|-----|------|-----|------|
| H | Bw1 | 45,0 | Sw1 | 49,0 |
| W | Bw2 | 55,0 | Sw2 | 50,0 |
| D | Bh | 39,0 | Sd | 45,0 |
| S | | | | |

| | | |
|--|----|---|
| | | |
| | kg | |
| | | - |

Made in BE



BarSwiftie ht80 epa83 DL62 BarSwiftie ht65 epa83 DS61

BarSwiftie

□ KITCHEN / DUO / DS / DL / DIVA /
MOSAIC / DESIGN / CHARME /
PERFECTO FR / VOGUE

H: EPOXY (ep../epa..)
Ø 25 mm

HT80 HT65

| | | | | | | |
|---|-------|------|-----|------|-----|------|
| H | 111,0 | 95,5 | Bw1 | 42,0 | Sw1 | 49,0 |
| W | 52,5 | 52,0 | Bw2 | 53,0 | Sw2 | 50,0 |
| D | 55,0 | 55,0 | Bh | 32,0 | Sd | 45,0 |
| S | 81,5 | 66,0 | | | | |

| | | |
|--|------|---------------------|
| | m³/1 | 0,34/0,29 |
| | kg | 10,4-12,1/ 9,5-11,6 |
| | | - |

Made in BE



Fixie ep81 Duo85

Fixie

□ KITCHEN / DUO / DS / DL / DIVA /
MOSAIC / DESIGN / CHARME /
PERFECTO FR / VOGUE

H: EPOXY (ep../epa..)
Ø 25 mm

| | | | | | |
|---|------|-----|------|-----|------|
| H | 83,5 | Bw1 | 45,0 | Sw1 | 49,0 |
| W | 54,5 | Bw2 | 55,0 | Sw2 | 50,0 |
| D | 59,0 | Bh | 39,0 | Sd | 45,0 |
| S | 47,0 | | | | |

| | | |
|--|------|---------|
| | m³/1 | 0,27 |
| | kg | 8,3-9,5 |
| | | - |

Made in BE



BarFixie ht80 ep81 DL87 BarFixie ht65 ep81 DS86

BarFixie

□ KITCHEN / DUO / DS / DL / DIVA /
MOSAIC / DESIGN / CHARME /
PERFECTO FR / VOGUE

H: EPOXY (ep../epa..)
Ø 25 mm

HT80 HT65

| | | | | |
|---|-----|------|-----|------|
| H | Bw1 | 42,0 | Sw1 | 49,0 |
| W | Bw2 | 53,0 | Sw2 | 50,0 |
| D | Bh | 32,0 | Sd | 45,0 |
| S | | | | |

| | | |
|--|----|---|
| | | |
| | kg | |
| | | - |

Made in BE

Made in BE

Made in BE

Made in BE



Allure ep79 P769

BarAllure ht65 ep79 P763

Aero ep01 P760

Sofia-ESY epa83 V460

Allure

□ KITCHEN / DUO / DS / DL / DIVA /
MOSAIC / DESIGN / CHARME /
PERFECTO FR / VOGUE

H: EPOXY (ep../epa..)

▣ 30x15 mm steel tube

ht. arml. - acc. - Arml. - armr. : 73 => 75 cm

H 76,0 Bw1 51,0 Sw1 48,0
W 54,0 Bw2 51,0 Sw2 48,0
D 54,0 Bh 25,0 Sd 44,5
S 47,0

⌋ m³/1 0,24

⌋ kg kg 8,4/9,5

⌋ -



BarAllure

BarAllure

□ KITCHEN / DUO / DS / DL / DIVA /
MOSAIC / DESIGN / CHARME /
PERFECTO FR / VOGUE

H: EPOXY (ep../epa..)

▣ 30x15 mm steel tube

ht. arml. - acc. - Arml. - armr. : 92 => 94 cm
HT65

H 95,0 Bw1 51,0 Sw1 48,0
W 53,0 Bw2 51,0 Sw2 48,0
D 55,0 Bh 25,0 Sd 44,5
S 65,0

⌋ m³/1 0,30

⌋ kg kg 10,5/12,6

⌋ -



Allure

Aero

□ KITCHEN / DUO / DS / DL / DIVA /
MOSAIC / DESIGN / CHARME /
PERFECTO FR / VOGUE

H: EPOXY (ep../epa..)

∅ 19 mm steel tube


ht. arml. - acc. - Arml. - armr. : 73 => 75 cm

H 76,5 Bw1 51,0 Sw1 48,0
W 53,0 Bw2 51,0 Sw2 48,0
D 54,0 Bh 25,0 Sd 44,5
S 47,0

⌋ m³/1 0,24

⌋ kg kg 6,3/8,4

⌋ -



Sofia-ESY

□ KITCHEN / DUO / DS / DL / DIVA /
MOSAIC / DESIGN / CHARME /
PERFECTO FR / VOGUE

H: EPOXY (ep../epa..)

∅ 31x16 mm

H 70,5 Bw1 45,0 Sw1 49,0
W 55,0 Bw2 55,0 Sw2 50,0
D 60,5 Bh 39,0 Sd 45,0
S 39,0

⌋ m³/1 0,28

⌋ kg kg 7,2-8,9

⌋ -

Made in BE




Adagio ep79 Duo00


Adagio

□ KITCHEN / DUO / DS / DL / DIVA /
MOSAIC / DESIGN / CHARME /
PERFECTO FR / VOGUE

H: EPOXY (ep../epa..)
Ø 25 mm

H 75,5 Bw1 51,0 Sw1 48,0
W 53,0 Bw2 51,0 Sw2 48,0
D 55,0 Bh 25,0 Sd 44,5
S 47,0

 m³/1 0,24

 kg kg 8,1-9,3

 -

Made in BE



BarAdagio ht80 ep79 DL02
BarAdagio ht65 ep79 DS01


BarAdagio

□ KITCHEN / DUO / DS / DL / DIVA /
MOSAIC / DESIGN / CHARME /
PERFECTO FR / VOGUE

H: EPOXY (ep../epa..)
Ø 25 mm

HT80 HT65

H 109,0 94,0 Bw1 51,0 Sw1 48,0
W 53,0 Bw2 51,0 Sw2 48,0
D 56,0 Bh 25,0 Sd 44,5
S 80,5 65,5

 m³/1 0,34/0,30

 kg kg 10,9-13,0/10,1-12,4

 -

Made in BE




Prelude epa83 Duo85


Prelude

□ KITCHEN / DUO / DS / DL / DIVA /
MOSAIC / DESIGN / CHARME /
PERFECTO FR / VOGUE

H: EPOXY (ep../epa..)
Ø 25 mm

H 75,0 Bw1 51,0 Sw1 48,0
W 53,0 Bw2 51,0 Sw2 48,0
D 56,0 Bh 25,0 Sd 44,5
S 45,5

 m³/1 0,25

 kg kg 7,9-9,4

 -

Made in BE



BarPrelude ht80 epa83 DL87
BarPrelude ht65 epa83 DS86


BarPrelude

□ KITCHEN / DUO / DS / DL / DIVA /
MOSAIC / DESIGN / CHARME /
PERFECTO FR / VOGUE

H: EPOXY (ep../epa..)
Ø 25 mm

HT80 HT65

H 95,0 Bw1 51,0 Sw1 48,0
W 53,0 Bw2 51,0 Sw2 48,0
D 55,0 Bh 25,0 Sd 44,5
S 65,5

 m_/1 /0,29

 kg kg /10,0-12,1

 -

Made in BE



Pinot ep01 D690

Pinot

□ KITCHEN / DUO / DS / DL / DIVA /
MOSAIC / DESIGN / CHARME /
PERFECTO FR / VOGUE

H: EPOXY (ep../epa..)

∅ 25,4 mm
draaibaar !



BarPinot

| | | | | | |
|---|------|-----|------|-----|------|
| H | 90,0 | Bw1 | 40,0 | Sw1 | 43,0 |
| W | 44,5 | Bw2 | 42,5 | Sw2 | 44,0 |
| D | 61,0 | Bh | 45,0 | Sd | 46,0 |
| S | 46,0 | | | | |

| | | |
|--|------|------|
| | m³/2 | 0,16 |
|--|------|------|

| | | |
|--|----|----------|
| | kg | 9,7-11,1 |
|--|----|----------|

| | | |
|--|---|---|
| | - | - |
|--|---|---|

Made in BE



BarPinot ht80 ep01 D678

BarPinot ht65 ep01 D670

BarPinot

□ KITCHEN / DUO / DS / DL / DIVA /
MOSAIC / DESIGN / CHARME /
PERFECTO FR / VOGUE

H: EPOXY (ep../epa..)

∅ 25,4 mm steel tube
draaibaar !

HT80 HT65



Pinot

| | | | | | | |
|---|-------|------|-----|------|-----|------|
| H | 113,0 | 98,0 | Bw1 | 40,0 | Sw1 | 43,0 |
| W | 45,0 | 45,5 | Bw2 | 42,5 | Sw2 | 44,0 |
| D | 52,0 | 56,0 | Bh | 33,0 | Sd | 46,0 |
| S | 80,0 | 65,0 | | | | |

| | | | |
|--|------|------|------|
| | m³/1 | 0,28 | 0,29 |
|--|------|------|------|

| | | | |
|--|----|-----------|-----------|
| | kg | 11,6-13,3 | 10,8-12,9 |
|--|----|-----------|-----------|

| | | | |
|--|---|---|---|
| | - | - | - |
|--|---|---|---|

Made in BE



Pierrot epa83 V455

Pierrot

□ KITCHEN / DUO / DS / DL / DIVA /
MOSAIC / DESIGN / CHARME /
PERFECTO FR / VOGUE

H: EPOXY (ep../epa..)

∅ 25,4 mm

| | | | | | |
|---|------|-----|------|-----|------|
| H | 90,0 | Bw1 | 40,0 | Sw1 | 43,0 |
| W | 46,0 | Bw2 | 42,5 | Sw2 | 44,0 |
| D | 59,0 | Bh | 45,0 | Sd | 46,0 |
| S | 46,5 | | | | |

| | | |
|--|------|------|
| | m³/2 | 0,30 |
|--|------|------|

| | | |
|--|----|---------|
| | kg | 8,3-9,4 |
|--|----|---------|

| | | |
|--|---|---|
| | - | - |
|--|---|---|

Made in BE



Lugano ep79 D607

Lugano

□ KITCHEN / DUO / DS / DL / DIVA /
MOSAIC / DESIGN / CHARME /
PERFECTO FR / VOGUE

H: EPOXY (ep../epa..)

∅ 31x16 mm steel tube

| | | | | | |
|---|------|-----|------|-----|------|
| H | 81,5 | Bw1 | 40,0 | Sw1 | 42,0 |
| W | 46,5 | Bw2 | 41,5 | Sw2 | 43,5 |
| D | 55,0 | Bh | 29,0 | Sd | 42,0 |
| S | 46,0 | | | | |

| | | |
|--|------|------|
| | m³/1 | 0,14 |
|--|------|------|

| | | |
|--|----|---------|
| | kg | 5,7-6,9 |
|--|----|---------|

| | | |
|--|---|---|
| | - | - |
|--|---|---|

Made in BE




Charentes ep01 Duo00


Charentes

□ KITCHEN / DUO / DS / DL / DIVA /
MOSAIC / DESIGN / CHARME /
PERFECTO FR / VOGUE

H: EPOXY (ep../epa..)
Ø 25 mm

H 82,0 Bw1 40,0 Sw1 43,0
W 44,0 Bw2 42,5 Sw2 44,0
D 58,0 Bh 45,0 Sd 46,0
S 47,5

 m³/2 0,31

 kg kg 8,9-9,9

 -

Made in BE



BarCharentes ht80
ep01 DL02

BarCharentes ht65
ep01 DS01

BarCharentes

□ KITCHEN / DUO / DS / DL / DIVA /
MOSAIC / DESIGN / CHARME /
PERFECTO FR / VOGUE

H: EPOXY (ep../epa..)
Ø 25 mm

HT80 HT65

H Bw1 40,0 Sw1 43,0
W Bw2 42,5 Sw2 44,0
D Bh 33,0 Sd 46,0
S



 kg kg

 -

Made in BE




Primera ep79 C850

Primera

□ KITCHEN / DUO / DS / DL / DIVA /
MOSAIC / DESIGN / CHARME /
PERFECTO FR / VOGUE

H: EPOXY (ep../epa..)
□ 30x10 mm steel tube

H 83,5 Bw1 37,0 Sw1 41,5
W 44,5 Bw2 39,0 Sw2 43,0
D 54,0 Bh 40,0 Sd 42,0
S 46,0

 m³/2 0,25

 kg kg 5,9/6,8

 -



BarPrimera

Made in BE



BarPrimera ht65 ep79 M389


BarPrimera

□ KITCHEN / DUO / DS / DL / DIVA /
MOSAIC / DESIGN / CHARME /
PERFECTO FR / VOGUE

H: EPOXY (ep../epa..)
□ 30x10 mm steel tube

HT65

H 98,0 Bw1 37,0 Sw1 41,5
W 46,0 Bw2 39,0 Sw2 43,0
D 52,0 Bh 34,0 Sd 42,0
S 65,0

 m³/1 0,29 0,24

 kg kg 8,1/10,0 7,6/9,0

 -



Primera

II.4R

Made in BE



Girona ep79 P700

Girona

□ KITCHEN / DUO / DS / DL / DIVA /
MOSAIC / DESIGN / CHARME /
PERFECTO FR / VOGUE

H: EPOXY (ep../epa..)

☒ 30x15 mm steel tube

| | | | | | |
|---|------|-----|------|-----|------|
| H | 88,0 | Bw1 | 39,0 | Sw1 | 46,0 |
| W | 46,0 | Bw2 | 44,0 | Sw2 | 46,0 |
| D | 56,0 | Bh | 42,0 | Sd | 42,0 |
| S | 47,0 | | | | |



BarGirona

| | | |
|--|-------------------|---------|
| | m ³ /2 | 0,29 |
| | kg | 7,3/8,5 |
| | | - |

Made in BE



BarGirona ht65 ep01 C800

BarGirona

□ KITCHEN / DUO / DS / DL / DIVA /
MOSAIC / DESIGN / CHARME /
PERFECTO FR / VOGUE

H: EPOXY (ep../epa..)

☒ 30x15 mm steel tube

HT65

| | | | | | |
|---|------|-----|------|-----|------|
| H | 98,0 | Bw1 | 38,0 | Sw1 | 46,0 |
| W | 45,5 | Bw2 | 43,0 | Sw2 | 46,0 |
| D | 54,5 | Bh | 35,0 | Sd | 42,0 |
| S | 65,0 | | | | |



Girona

| | | |
|--|-------------------|----------|
| | m ³ /2 | 0,29 |
| | kg | 8,7/10,7 |
| | | - |

Made in BE



Ona ep30 P730

Ona

□ KITCHEN / DUO / DS / DL / DIVA /
MOSAIC / DESIGN / CHARME /
PERFECTO FR / VOGUE

H: EPOXY (ep../epa..)

☒ 30x15 mm steel tube

| | | | | | |
|---|------|-----|------|-----|------|
| H | 86,5 | Bw1 | 39,0 | Sw1 | 46,0 |
| W | 45,5 | Bw2 | 44,0 | Sw2 | 46,0 |
| D | 57,5 | Bh | 42,0 | Sd | 42,0 |
| S | 46,0 | | | | |



BarOna

| | | |
|--|-------------------|---------|
| | m ³ /2 | 0,28 |
| | kg | 7,3/8,5 |
| | | - |

Made in BE



BarOna ht65 ep79 M382

BarOna

□ KITCHEN / DUO / DS / DL / DIVA /
MOSAIC / DESIGN / CHARME /
PERFECTO FR / VOGUE

H: EPOXY (ep../epa..)

☒ 30x15 mm steel tube

HT65

| | | | | | |
|---|------|-----|------|-----|------|
| H | 99,0 | Bw1 | 39,0 | Sw1 | 46,0 |
| W | 44,5 | Bw2 | 44,0 | Sw2 | 46,0 |
| D | 53,5 | Bh | 42,0 | Sd | 42,0 |
| S | 65,0 | | | | |



Ona

| | | |
|--|-------------------|----------|
| | m ³ /2 | 0,25 |
| | kg | 8,2/10,1 |
| | | - |

Made in BE




Genua epa83 Duo80


Genua

□ KITCHEN / DUO / DS / DL / DIVA /
MOSAIC / DESIGN / CHARME /
PERFECTO FR / VOGUE

H: EPOXY (ep../epa..)
Ø 25 mm

H 86,5 Bw1 39,0 Sw1 46,0
W 45,5 Bw2 44,0 Sw2 46,0
D 59,0 Bh 42,0 Sd 42,0
S 46,0

 m³/2 0,29

 kg 7-8,1

 -

Made in BE



BarGenua ht80 epa83 DL82 BarGenua ht65 epa83 DS81


BarGenua


□ KITCHEN / DUO / DS / DL / DIVA /
MOSAIC / DESIGN / CHARME /
PERFECTO FR / VOGUE


H: EPOXY (ep../epa..)
Ø 25 mm

HT80 HT65

H 99,0 Bw1 38,0 Sw1 46,0
W 46,0 Bw2 43,0 Sw2 46,0
D 55,5 Bh 35,0 Sd 42,0
S 65,0

 m³/1 /0,30

 kg /8,8-10,7

 -

Made in BE



Osaka ep81 V480


Osaka

□ KITCHEN / DUO / DS / DL / DIVA /
MOSAIC / DESIGN / CHARME /
PERFECTO FR / VOGUE

H: EPOXY (ep../epa..)
Ø 25 mm

H 86,5 Bw1 39,0 Sw1 46,0
W 46,0 Bw2 44,0 Sw2 46,0
D 59,5 Bh 42,0 Sd 42,0
S 45,5

 m³/2 0,14

 kg 6,9-7,9

 -

Made in BE



BarOsaka ht80 ep81 V480 BarOsaka ht65 ep81 V480


BarOsaka


□ KITCHEN / DUO / DS / DL / DIVA /
MOSAIC / DESIGN / CHARME /
PERFECTO FR / VOGUE

H: EPOXY (ep../epa..)
Ø 25 mm

HT80 HT65

H 113,5 98,5 Bw1 38,0 Sw1 46,0
W 46,0 45,5 Bw2 43,0 Sw2 46,0
D 54,5 55,0 Bh 35,0 Sd 42,0
S 80,0 65

 m³/1 0,30/0,29

 kg 9,7-11,4/8,9-11,0

 -

Made in BE



Olivia ep79 M389

Olivia

□ KITCHEN / DUO / DS / DL / DIVA / MOSAIC / DESIGN / CHARME / PERFECTO FR / VOGUE

H: EPOXY (ep../epa..)

∅ 31x16 mm steel tube

| | | | | | |
|---|------|-----|------|-----|------|
| H | 81,0 | Bw1 | 40,0 | Sw1 | 43,0 |
| W | 43,5 | Bw2 | 42,0 | Sw2 | 43,0 |
| D | 52,5 | Bh | 39,0 | Sd | 42,5 |
| S | 46,0 | | | | |

| | | |
|---|------|------|
| H | m³/2 | 0,29 |
|---|------|------|

| | | |
|----|----|---------|
| kg | kg | 6,0/6,9 |
|----|----|---------|

| | |
|---|---|
| H | - |
|---|---|



BarOlivia

Made in BE



BarOlivia ht65 ep79 M384

BarOlivia

□ KITCHEN / DUO / DS / DL / DIVA / MOSAIC / DESIGN / CHARME / PERFECTO FR / VOGUE

H: EPOXY (ep../epa..)

∅ 31x16 mm steel tube

HT80 HT65

| | | | | | | |
|---|-------|------|-----|------|-----|------|
| H | 112,5 | 97,5 | Bw1 | 40,0 | Sw1 | 43,0 |
| W | 46,5 | 43,5 | Bw2 | 42,0 | Sw2 | 43,0 |
| D | 51,0 | 51,0 | Bh | 34,0 | Sd | 42,5 |
| S | 80,0 | 65,0 | | | | |

| | | | |
|---|------|------|------|
| H | m³/1 | 0,29 | 0,24 |
|---|------|------|------|

| | | | |
|----|----|---------|---------|
| kg | kg | 7,8/9,7 | 7,6/9,0 |
|----|----|---------|---------|

| | |
|---|---|
| H | - |
|---|---|



BarOlivia ht80

Made in BE



Silva ep79 ...

Silva

□ KITCHEN / DS / DL / DIVA / MOSAIC / DESIGN / CHARME / PERFECTO FR / VOGUE

H: EPOXY (ep../epa..)

∅ 25x20 mm steel tube

| | | | | | |
|---|------|-----|------|-----|------|
| H | 82,0 | Bw1 | 43,0 | Sw1 | 44,0 |
| W | 45,0 | Bw2 | 44,0 | Sw2 | 44,0 |
| D | 52,0 | Bh | 39,0 | Sd | 39,5 |
| S | 46,0 | | | | |

| | | |
|---|------|------|
| H | m³/2 | 0,27 |
|---|------|------|

| | | |
|----|----|---------|
| kg | kg | 7,5/8,5 |
|----|----|---------|

| | |
|---|---|
| H | - |
|---|---|



BarSilva

Made in BE



BarSilva ht65 EP79 ...

BarSilva

□ KITCHEN / DS / DL / DIVA / MOSAIC / DESIGN / CHARME / PERFECTO FR / VOGUE

H: EPOXY (ep../epa..)

∅ 20x20 mm steel tube

HT65

| | | | | | |
|---|-------|-----|------|-----|------|
| H | 101,0 | Bw1 | 43,0 | Sw1 | 44,0 |
| W | 46,0 | Bw2 | 44,0 | Sw2 | 44,0 |
| D | 51,0 | Bh | 39,0 | Sd | 39,5 |
| S | 65,0 | | | | |

| | | |
|---|------|------|
| H | m³/1 | 0,29 |
|---|------|------|

| | | |
|----|----|----------|
| kg | kg | 8,7/10,8 |
|----|----|----------|

| | |
|---|---|
| H | - |
|---|---|



Silva

Made in BE



Figaro2 epa83 V420

Figaro2

KITCHEN / DUO / DS / DL / DIVA /
MOSAIC / DESIGN / CHARME /
PERFECTO FR / VOGUE

H: EPOXY (ep../epa..)
Ø 25 mm

H 83,5 Bw1 40,0 Sw1 43,0
W 44,0 Bw2 42,0 Sw2 43,0
D 50,5 Bh 39,0 Sd 42,5
S 45,5

m³/2 0,30

kg kg 8,4-9,7

-

Made in BE



BarFigaro2 ht80 epa83 V420 BarFigaro2 ht65 epa83 V420

BarFigaro2

KITCHEN / DUO / DS / DL / DIVA /
MOSAIC / DESIGN / CHARME /
PERFECTO FR / VOGUE

H: EPOXY (ep../epa..)
Ø 25 mm

HT80 HT65

H Bw1 40,0 Sw1 43,0
W Bw2 42,0 Sw2 43,0
D Bh 34,0 Sd 42,5
S

m³/2

kg kg

-

Made in BE



Fiona2 epa83 Duo20

Fiona2

KITCHEN / DUO / DS / DL / DIVA /
MOSAIC / DESIGN / CHARME /
PERFECTO FR / VOGUE

H: EPOXY (ep../epa..)
Ø 25 mm

H 82,0 Bw1 40,0 Sw1 43,0
W 43,5 Bw2 42,0 Sw2 43,0
D 54,0 Bh 39,0 Sd 42,5
S 45,5

m³/2 0,30

kg kg 8,2-9,4

-

Made in BE



BarFiona2 ht80 epa83 DL22 BarFiona2 ht65 epa83 DS21

BarFiona2

KITCHEN / DUO / DS / DL / DIVA /
MOSAIC / DESIGN / CHARME /
PERFECTO FR / VOGUE

H: EPOXY (ep../epa..)
Ø 25 mm

HT80 HT65

H 97,0 Bw1 40,0 Sw1 43,0
W 45,5 Bw2 42,0 Sw2 43,0
D 53,0 Bh 34,0 Sd 42,5
S 65,0

m³/1 /0,30

kg kg /9,2-12

-

Made in BE



Lazio ep79 C872

Lazio

□: KITCHEN / DUO / DS / DL / DIVA /
MOSAIC / DESIGN / CHARME /
PERFECTO FR / VOGUE

H: EPOXY (ep../epa.)
∅ 19 mm steel tube

H 79,5 Bw1 43,5 Sw1 43,0
W 45,0 Bw2 44,0 Sw2 43,0
D 54,0 Bh 17,0 Sd 43,0
S 46,0

H m³/2 0,30

kg kg 4,9/6,2

-



BarLazio

Made in BE



Lago-ACH ep60 M360

Lago-ACH

□: KITCHEN / DUO / DS / DL / DIVA /
MOSAIC / DESIGN / CHARME /
PERFECTO FR / VOGUE

H: EPOXY (ep../epa.)
∅ 19 mm steel tube
ht. arml. - acc. - Arml. - armr. : 66 cm

H 78,0 Bw1 41,5 Sw1 42,0
W 53,0 Bw2 43,0 Sw2 43,5
D 53,0 Bh 25,0 Sd 42,0
S 46,0

H m³/1 0,24

kg kg 5,7/7,6

-

Made in BE



Lago-CH ep30 M330

Lago-CH

□: KITCHEN / DUO / DS / DL / DIVA /
MOSAIC / DESIGN / CHARME /
PERFECTO FR / VOGUE

H: EPOXY (ep../epa.)
∅ 19 mm steel tube

H 78,0 Bw1 41,5 Sw1 42,0
W 49,0 Bw2 43,0 Sw2 43,5
D 53,0 Bh 25,0 Sd 42,0
S 46,0

H m³/2 0,29

kg kg 4,9/6,0

-



Lago-BAR

Made in BE



BarLago ht65 ... M314

Lago-BAR

□: KITCHEN / DUO / DS / DL / DIVA /
MOSAIC / DESIGN / CHARME /
PERFECTO FR / VOGUE

H: EPOXY (ep../epa.)
∅ 19 mm steel tube

HT80 HT65

H 112,0 97,0 Bw1 41,5 Sw1 42,0
W 50,0 48,0 Bw2 43,0 Sw2 43,5
D 57,0 54,0 Bh 25,0 Sd 42,0
S 80,0 65,0

H m³/1 0,29 0,29

kg kg 6,7/8,7 6,4/8,5

-



Lago-BAR ht80

Made in BE



BarLazio ht65 ep79 C884

BarLazio

□ KITCHEN / DUO / DS / DL / DIVA /
MOSAIC / DESIGN / CHARME /
PERFECTO FR / VOGUE

H: EPOXY (ep../epa.)
∅ 19 mm steel tube

HT65

| | | | | | |
|---|------|-----|------|-----|------|
| H | 93,0 | Bw1 | 43,5 | Sw1 | 43,0 |
| W | 48,0 | Bw2 | 44,0 | Sw2 | 43,0 |
| D | 55,0 | Bh | 17,0 | Sd | 43,0 |
| S | 64,0 | | | | |

| | | |
|--|------|------|
| | m³/1 | 0,30 |
|--|------|------|

| | | |
|--|----|---------|
| | kg | 6,3/8,6 |
|--|----|---------|

| | | |
|--|---|---|
| | - | - |
|--|---|---|



Lazio

Made in BE



TabAmi ep01 C800

TabAmi

□ KITCHEN / DUO / DS / DL / DIVA /
MOSAIC / DESIGN / CHARME /
PERFECTO FR / VOGUE

H: EPOXY (ep../epa.)
∅ 31x16 mm steel tube

| | | | |
|---|------|-----|------|
| H | 49,0 | Sw1 | 43,0 |
| W | 43,0 | Sw2 | 43,0 |
| D | 38,0 | Sd | 38,0 |
| S | 46,0 | | |

| | | |
|--|------|------|
| | m³/2 | 0,11 |
|--|------|------|

| | | |
|--|----|---------|
| | kg | 4,5-5,4 |
|--|----|---------|

| | | |
|--|---|---|
| | - | - |
|--|---|---|

Made in BE



BarAmi ht80 ep01 C800

BarAmi ht65 ep01 C800

BarAmi

□ KITCHEN / DUO / DS / DL / DIVA /
MOSAIC / DESIGN / CHARME /
PERFECTO FR / VOGUE

H: EPOXY (ep../epa.)
∅ 31x16 mm steel tube

HT80 HT65

| | | | | |
|---|------|------|-----|------|
| H | 80,0 | 69,0 | Sw1 | 43,0 |
| W | 44,0 | 45,0 | Sw2 | 43,0 |
| D | 48,5 | 41,0 | Sd | 38,0 |
| S | 80,0 | 65,0 | | |

| | | | |
|--|------|------|------|
| | m³/1 | 0,20 | 0,16 |
|--|------|------|------|

| | | | |
|--|----|-------|---------|
| | kg | 5,1-7 | 5,8-7,5 |
|--|----|-------|---------|

| | | | |
|--|---|---|---|
| | - | - | - |
|--|---|---|---|

Made in BE



BarAmica ht80 ep01 C884

BarAmica ht65 ep01 C884

BarAmica

□ KITCHEN / DUO / DS / DL / DIVA /
MOSAIC / DESIGN / CHARME /
PERFECTO FR / VOGUE

H: EPOXY (ep../epa.)
∅ 31x16 mm steel tube

HT80 HT65


| | | | | | | |
|---|-------|------|-----|------|-----|------|
| H | 108,0 | 93,0 | Bw1 | 41,0 | Sw1 | 43,0 |
| W | 45,0 | 45,0 | Bw2 | 41,0 | Sw2 | 43,0 |
| D | 49,5 | 49,5 | Bh | 17,0 | Sd | 38,0 |
| S | 80,0 | 65,0 | | | | |

| | | | |
|--|------|------|------|
| | m³/1 | 0,28 | 0,25 |
|--|------|------|------|

| | | | |
|--|----|---------|---------|
| | kg | 7,8-9,5 | 7,2-9,0 |
|--|----|---------|---------|

| | | | |
|--|---|---|---|
| | - | - | - |
|--|---|---|---|

Made in BE



Bora ep91 PP91

Bora

PP (polyprop.) : PP01/PP39/PP59/PP69/PP71/PP72/PP88/PP91/PP30/PP60

H: EPOXY (ep./epa.)
Ø 25 mm steel tube
4 castors

ht. arml. - acc. - Arml. - armr. : 67 cm


H 80,5 Bw1 35,0 Sw1 37,0
W 57,0 Bw2 37,0 Sw2 42,0
D 55,0 Bh 39,0 Sd 42,0
S 46,0



Pad Cloë VI711 Pad Cloë VI791

m³/2 0,25

kg 7,6/8,8



Made in BE



Horta ep88 PP88

Horta

PP (polyprop.) : PP01/PP39/PP59/PP69/PP71/PP72/PP88/PP91/PP30/PP60

H: EPOXY (ep./epa.)
Ø 31x16 mm steel tube

ht. arml. - acc. - Arml. - armr. : 67 cm


H 80,5 Bw1 35,0 Sw1 37,0
W 56,0 Bw2 37,0 Sw2 42,0
D 59,0 Bh 39,0 Sd 42,0
S 46,0



Pad Cloë VI711 Pad Cloë VI791

m³/2 0,25

kg 6,1/7,3



Made in BE



Zora ep79 PP01

Zora

PP (polyprop.) : PP01/PP39/PP59/PP69/PP71/PP72/PP88/PP91/PP30/PP60

H: EPOXY (ep./epa.)
Ø 12 mm steel tube
CL Ø 12 mm clamp glide

ht. arml. - acc. - Arml. - armr. : 67 cm

H 81,0 Bw1 35,0 Sw1 37,0
W 56,0 Bw2 37,0 Sw2 42,0
D 55,0 Bh 39,0 Sd 42,0
S 46,0



Pad Cloë VI711 Pad Cloë VI791

m³/2 0,25

kg 6,8/8,0



Made in BE



BarLouis ht65 ep01 PP01

BarLouis

PP (polyprop.) : PP01/PP39/PP59/PP69/PP71/PP72/PP88/PP91/PP30/PP60

H: EPOXY (ep./epa.)
Ø 31x16 mm steel tube

HT80 HT65

H 97,0 81,0 Bw1 35,0 Sw1 38,5
W 44,5 42,0 Bw2 37,0 Sw2 38,5
D 50,5 46,0 Bh 16,0 Sd 36,0
S 81,5 66,0



BarLouis ht 80

m³/1 0,19 0,22

kg 5,6/7,7 6,2/8,3



Made in BE



- PP91
- PP71
- PP88
- PP72
- PP01
- PP39
- PP69
- PP59
- PP30
- PP60

Cloë ep39 PP39

Cloë

PP (polyprop.) : PP01/PP39/PP59/PP69/PP71/PP72/PP88/PP91/PP30/PP60

EPOXY (ep./epa.)
Ø 22 mm steel tube

| | | | | | |
|---|------|-----|------|-----|------|
| H | 82,0 | Bw1 | 39,0 | Sw1 | 43,0 |
| W | 44,0 | Bw2 | 43,5 | Sw2 | 44,0 |
| D | 52,5 | Bh | 39,0 | Sd | 41,0 |
| S | 45,0 | | | | |

| | | |
|--|------|------|
| | m³/2 | 0,24 |
|--|------|------|

| | | |
|--|----|---------|
| | kg | 4,6/5,5 |
|--|----|---------|

| | |
|--|---|
| | - |
|--|---|



BarCloë

Made in BE



BarCloë ht80 ep88 PP88

BarCloë ht65 PP39

BarCloë

PP (polyprop.) : PP01/PP39/PP59/PP69/PP71/PP72/PP88/PP91/PP30/PP60

EPOXY (ep./epa.)
Ø 22 mm steel tube

HT80 HT65

| | | | | | | |
|---|-------|-------|-----|------|-----|------|
| H | 117,0 | 101,5 | Bw1 | 39,0 | Sw1 | 43,0 |
| W | 44,0 | 44,0 | Bw2 | 43,5 | Sw2 | 44,0 |
| D | 54,0 | 50,0 | Bh | 39,0 | Sd | 41,0 |
| S | 80,0 | 65,0 | | | | |

| | | | |
|--|------|------|------|
| | m³/1 | 0,24 | 0,30 |
|--|------|------|------|

| | | | |
|--|----|---------|---------|
| | kg | 5,3/7,1 | 6,1/7,9 |
|--|----|---------|---------|

| | |
|--|---|
| | - |
|--|---|



Cloë

Made in BE



- PP91
- PP71
- PP88
- PP72
- PP01
- PP39
- PP69
- PP59
- PP30
- PP60

Claudio ep88 PP88

Claudio

PP (polyprop.) : PP01/PP39/PP59/PP69/PP71/PP72/PP88/PP91/PP30/PP60

EPOXY (ep./epa.)
Ø 25 mm steel tube

| | | | | | |
|---|------|-----|------|-----|------|
| H | 80,5 | Bw1 | 39,0 | Sw1 | 43,0 |
| W | 44,0 | Bw2 | 43,5 | Sw2 | 44,0 |
| D | 52,5 | Bh | 39,0 | Sd | 41,0 |
| S | 45,0 | | | | |

| | | |
|--|------|------|
| | m³/2 | 0,27 |
|--|------|------|

| | | |
|--|----|---------|
| | kg | 4,5/5,4 |
|--|----|---------|

| | |
|--|---|
| | - |
|--|---|



BarClaudio

Made in BE



- PP91
- PP71
- PP88
- PP72
- PP01
- PP39
- PP69
- PP59
- PP30
- PP60

BarClaudio ht65 ep79 PP88

BarClaudio

PP (polyprop.) : PP01/PP39/PP59/PP69/PP71/PP72/PP88/PP91/PP30/PP60

EPOXY (ep./epa.)
Ø 25 mm steel tube

| | | | | | |
|---|-------|-----|------|-----|------|
| H | 101,0 | Bw1 | 39,0 | Sw1 | 43,0 |
| W | 46,0 | Bw2 | 43,5 | Sw2 | 44,0 |
| D | 51,0 | Bh | 39,0 | Sd | 41,0 |
| S | 65,0 | | | | |

| | | |
|--|------|------|
| | m³/1 | 0,24 |
|--|------|------|

| | | |
|--|----|---------|
| | kg | 5,8/7,5 |
|--|----|---------|

| | |
|--|---|
| | - |
|--|---|



Claudio

Made in BE



Vintage ep69 HP69

Vintage

□: HP39,HP59,HP69,HP90,HP00

H: EPOXY (ep../epa..)

∅ 25 mm steel tube
CL ∅ 25 mm clamp glide



BarVinta

| | | | | | |
|---|-------------------|-----|------|---------|------|
| H | 81,0 | Bw1 | 38,0 | Sw1 | 40,0 |
| W | 40,5 | Bw2 | 38,5 | Sw2 | 40,0 |
| D | 48,0 | Bh | 18,5 | Sd | 38,5 |
| S | 45,0 | | | | |
| | m ³ /2 | | | 0,20 | |
| | kg | | | 7,1/7,6 | |
| | | | | - | |

Made in BE



BarVintage ht65 ... HP00

BarVintage

□: HP39,HP59,HP69,HP90,HP00

H: EPOXY (ep../epa..)

∅ 25 mm steel tube
CL ∅ 25 mm clamp glide

HT65

| | | | | | |
|---|------|-----|------|-----|------|
| H | 95,0 | Bw1 | 38,0 | Sw1 | 40,0 |
| W | 41,0 | Bw2 | 38,5 | Sw2 | 40,0 |
| D | 48,0 | Bh | 18,5 | Sd | 38,5 |
| S | 65,0 | | | | |

| | | | | | |
|--|-------------------|--|--|------|--|
| | m ³ /1 | | | 0,18 | |
|--|-------------------|--|--|------|--|

| | | | | | |
|--|----|--|--|---------|--|
| | kg | | | 5,9/6,7 | |
|--|----|--|--|---------|--|

| | | | | | |
|--|--|--|--|---|--|
| | | | | - | |
|--|--|--|--|---|--|



Vintage

| | | | | | |
|---|-------------------|-----|------|---------|------|
| H | 79,5 | Bw1 | 38,0 | Sw1 | 40,0 |
| W | 46,0 | Bw2 | 38,5 | Sw2 | 40,0 |
| D | 50,0 | Bh | 18,5 | Sd | 38,5 |
| S | 44,0 | | | | |
| | m ³ /3 | | | 0,26 | |
| | kg | | | 4,3/4,5 | |
| | | | | 11 | |

Made in BE



College ht46 ep01 HP00

College

□: HP39,HP59,HP69,HP90,HP00

H: EPOXY (ep../epa..)

∅ 22 mm steel tube
seat ht according to EN 1729 :
46/43/38/35/31/26 cm



College ht38

| | | | | | |
|---|-------------------|-----|------|---------|------|
| H | 79,5 | Bw1 | 38,0 | Sw1 | 40,0 |
| W | 46,0 | Bw2 | 38,5 | Sw2 | 40,0 |
| D | 50,0 | Bh | 18,5 | Sd | 38,5 |
| S | 44,0 | | | | |
| | m ³ /3 | | | 0,26 | |
| | kg | | | 4,3/4,5 | |
| | | | | 11 | |

Made in BE



BarCollege ht80
ep01 HP00

BarCollege ht65
ep91 HP90

BarCollege

□: HP39,HP59,HP69,HP90,HP00

H: EPOXY (ep../epa..)

∅ 22 mm steel tube


HT80 HT65

| | | | | | | |
|---|-------|------|-----|------|-----|------|
| H | 110,0 | 95,0 | Bw1 | 38,0 | Sw1 | 40,0 |
| W | 50,0 | 50,0 | Bw2 | 38,5 | Sw2 | 40,0 |
| D | 49,5 | 42,5 | Bh | 18,5 | Sd | 38,5 |
| S | 80,0 | 65,0 | | | | |

| | | | | | | |
|--|-------------------|--|--|------|------|--|
| | m ³ /1 | | | 0,29 | 0,24 | |
|--|-------------------|--|--|------|------|--|

| | | | | | | |
|--|----|--|--|---------|---------|--|
| | kg | | | 6,0/7,9 | 5,3/7,2 | |
|--|----|--|--|---------|---------|--|

| | | | | | | |
|--|--|--|--|---|---|--|
| | | | | - | 8 | |
|--|--|--|--|---|---|--|



College

| | | | | | | |
|---|-------------------|------|-----|---------|---------|------|
| H | 110,0 | 95,0 | Bw1 | 38,0 | Sw1 | 40,0 |
| W | 50,0 | 50,0 | Bw2 | 38,5 | Sw2 | 40,0 |
| D | 49,5 | 42,5 | Bh | 18,5 | Sd | 38,5 |
| S | 80,0 | 65,0 | | | | |
| | m ³ /1 | | | 0,29 | 0,24 | |
| | kg | | | 6,0/7,9 | 5,3/7,2 | |
| | | | | - | 8 | |

Made in BE



TabRond ep91 K190

TabRond

☐: KITCHEN / DS / DL / DIVA / MOSAIC / DESIGN / CHARME / PERFECTO FR / VOGUE

H: EPOXY (ep../epa.)
 Ø 19 mm steel tube

| | |
|--------|----------|
| H 45,0 | Sw1 30,0 |
| W 34,0 | Sw2 30,0 |
| D 34,0 | Sd 30,0 |
| S 46,0 | |
| m³/2 | 0,06 |
| kg | 2,5/3,0 |
| | 20 |

Made in BE



TabBSD ep75 B

TabBSD

☐: multiplex beuk-hêtre-buche-beech

H: EPOXY (ep../epa.)
 Ø 22 mm steel tube
 zit-assise-Sitz-seat : (rd) 32 cm, (ht) 15 mm

| | |
|--------|----------|
| H 46,0 | Sw1 32,0 |
| W 35,0 | Sw2 32,0 |
| D 35,0 | Sd 32,0 |
| S 46,0 | |
| m³/1 | 0,06 |
| kg | 2,5/3,0 |
| | 16 |

Made in BE



TabCollege ep91 HP90

TabCollege

☐: HP39,HP59,HP69,HP90,HP00

H: EPOXY (ep../epa.)
 Ø 22 mm steel tube

| | |
|--------|----------|
| H 46,0 | Sw1 32,0 |
| W 35,0 | Sw2 32,0 |
| D 35,0 | Sd 32,0 |
| S 46,0 | |
| m³/1 | 0,06 |
| kg | 2,5/3,0 |
| | 16 |



Made in BE



BarTabCollege ht80 ep01 HP00

BarTabCollege ht65 ep91 HP90


BarTabCollege

☐: HP39,HP59,HP69,HP90,HP00


H: EPOXY (ep../epa.)
 Ø 22 mm steel tube

HT80HT65

| | | |
|--------|---------|----------|
| H 80,0 | 65,0 | Sw1 32,0 |
| W 40,0 | 40,0 | Sw2 32,0 |
| D 40,0 | 40,0 | Sd 32,0 |
| S 80,0 | 64,0 | |
| m³/1 | 0,13 | 0,10 |
| kg | 4,5/5,6 | 3,7/5,1 |
| | - | - |



Made in BE



Pro-S ep91 HP90

Pro-S

□: HP02/HP90/HP91
 H: EPOXY (ep../epa.)
 Ø 22 mm steel tube

| | | | | | |
|---|------|-----|------|-----|------|
| H | 86,5 | Bw1 | 38,0 | Sw1 | 41,0 |
| W | 46,5 | Bw2 | 40,0 | Sw2 | 42,0 |
| D | 53,0 | Bh | 41,0 | Sd | 38,0 |
| S | 46,5 | | | | |

| | | |
|---|------|------|
| H | m³/2 | 0,30 |
|---|------|------|


| | | |
|----|----|---------|
| kg | kg | 5,8/6,9 |
|----|----|---------|

| | |
|---|----|
| H | 12 |
|---|----|



BarPro-S

Made in BE



BarPro-S ht65 ... HP90

BarPro-S

□: HP02 / HP90 / HP91
 H: EPOXY (ep../epa.)
 Ø 22 mm steel tube

HT65

| | | | | | |
|---|-------|-----|------|-----|------|
| H | 105,0 | Bw1 | 38,0 | Sw1 | 41,0 |
| W | 48,0 | Bw2 | 40,0 | Sw2 | 42,0 |
| D | 54,5 | Bh | 41,0 | Sd | 38,0 |
| S | 65,0 | | | | |

| | | | |
|---|------|------|------|
| H | m³/1 | 0,33 | 0,31 |
|---|------|------|------|

| | | | |
|----|----|---------|---------|
| kg | kg | 7,5/9,4 | 7,1/8,9 |
|----|----|---------|---------|

| | |
|---|---|
| H | 6 |
|---|---|



Pro-S

Made in BE



Pro-G ep12 P775

Pro-G

□: KITCHEN / DS / DL / DIVA / MOSAIC /
 DESIGN / CHARME / PERFECTO FR /
 VOGUE
 H: EPOXY (ep../epa.)
 Ø 22 mm steel tube

| | | | | | |
|---|------|-----|------|-----|------|
| H | 86,5 | Bw1 | 39,0 | Sw1 | 41,0 |
| W | 46,5 | Bw2 | 40,0 | Sw2 | 42,0 |
| D | 55,0 | Bh | 41,0 | Sd | 38,0 |
| S | 46,5 | | | | |

| | | |
|---|------|------|
| H | m³/2 | 0,30 |
|---|------|------|

| | | |
|----|----|---------|
| kg | kg | 6,8/7,8 |
|----|----|---------|

| | |
|---|---|
| H | - |
|---|---|



BarPro-G

Made in BE



BarPro-G ht65 ...

BarPro-G

□: KITCHEN / DS / DL / DIVA / MOSAIC /
 DESIGN / CHARME / PERFECTO FR /
 VOGUE
 H: EPOXY (ep../epa.)
 Ø 22 mm steel tube

HT65

| | | | | | |
|---|-------|-----|------|-----|------|
| H | 104,5 | Bw1 | 39,0 | Sw1 | 41,0 |
| W | 48,0 | Bw2 | 40,0 | Sw2 | 42,0 |
| D | 56,0 | Bh | 41,0 | Sd | 38,0 |
| S | 66,0 | | | | |

| | | | |
|---|------|------|------|
| H | m³/1 | 0,33 | 0,31 |
|---|------|------|------|

| | | | |
|----|----|---------|---------|
| kg | kg | 7,8/9,7 | 7,2/9,6 |
|----|----|---------|---------|

| | |
|---|---|
| H | - |
|---|---|



Pro-G

Made in BE



Tab S ep75 ...

TabS

KITCHEN / DS / DL / DIVA / MOSAIC / DESIGN / CHARME / PERFECTO FR / VOGUE

: EPOXY (ep../epa.)
Ø 19 mm steel tube

| | | | |
|---|------|-----|------|
| H | 45,0 | Sw1 | 29,5 |
| W | 34,0 | Sw2 | 29,5 |
| D | 34,0 | Sd | 29,5 |
| S | 46,0 | | |

| | | |
|--|------|------|
| | m³/1 | 0,06 |
|--|------|------|

| | | |
|--|----|---------|
| | kg | 2,3/2,6 |
|--|----|---------|

| | | |
|--|--|----|
| | | 16 |
|--|--|----|

Made in BE



Sunny ep79 DL02

Sunny

KITCHEN / DUO / DS / DL / DIVA / MOSAIC / DESIGN / CHARME / PERFECTO FR / VOGUE

: EPOXY (ep../epa.)
Ø 22 mm steel tube

| | | | | | |
|---|------|-----|------|-----|------|
| H | 89,0 | Bw1 | 32,0 | Sw1 | 40,0 |
| W | 44,0 | Bw2 | 36,0 | Sw2 | 40,0 |
| D | 54,0 | Bh | 39,0 | Sd | 40,0 |
| S | 47,0 | | | | |

| | | |
|--|------|------|
| | m³/2 | 0,26 |
|--|------|------|

| | | |
|--|----|---------|
| | kg | 5,5/6,5 |
|--|----|---------|

| | | |
|--|--|---|
| | | - |
|--|--|---|

Made in BE



STR5 ep79 M382

STR5

KITCHEN / DUO / DS / DL / DIVA / MOSAIC / DESIGN / CHARME / PERFECTO FR / VOGUE

: EPOXY (ep../epa.)
Ø 22 mm steel tube

| | | | | | |
|---|------|-----|------|-----|------|
| H | 87,5 | Bw1 | 38,0 | Sw1 | 39,0 |
| W | 42,0 | Bw2 | 38,5 | Sw2 | 39,0 |
| D | 50,5 | Bh | 34,0 | Sd | 39,0 |
| S | 46,0 | | | | |

| | | |
|--|------|------|
| | m³/2 | 0,25 |
|--|------|------|

| | | |
|--|----|---------|
| | kg | 4,6/5,6 |
|--|----|---------|

| | | |
|--|--|---|
| | | - |
|--|--|---|

Made in BE



Reina ep79 M372

Reina

KITCHEN / DUO / DS / DL / DIVA / MOSAIC / DESIGN / CHARME / PERFECTO FR / VOGUE

: EPOXY (ep../epa.)
Ø 22 mm steel tube

| | | | | | |
|---|------|-----|------|-----|------|
| H | 86,5 | Bw1 | 25,0 | Sw1 | 41,0 |
| W | 43,0 | Bw2 | 28,5 | Sw2 | 43,0 |
| D | 52,0 | Bh | 42,0 | Sd | 41,0 |
| S | 46,0 | | | | |

| | | |
|--|------|------|
| | m³/2 | 0,25 |
|--|------|------|

| | | |
|--|----|---------|
| | kg | 5,7/6,6 |
|--|----|---------|

| | | |
|--|--|---|
| | | - |
|--|--|---|

Made in BE



Pad Cloë Vi711

Pad Cloë

Vi711 / Vi791 (wolvilt - feutrine de pure laine - Wollfilz - woolfelt)

H:

suitable for Bora, Horta, Zora, (Bar)Cloë, (Bar)Claudio, Paris, (Bar)Zenith, Proza

| | | | | |
|---|------|-----|-----|------|
| H | 0,5 | Bw1 | Sw1 | 39,5 |
| W | 38,5 | Bw2 | Sw2 | 39,5 |
| D | 39,5 | Bh | Sd | 38,0 |
| S | | | | |



Pad Cloë Vi711 Pad Cloë Vi791

| | | |
|--|-------------------|---------|
| | m ³ /2 | 0,01 |
| | kg | 0,2/0,2 |
| | | - |

Made in BE



Paris ep91 PZ91

Paris

PZ30,PZ39,PZ59,PZ60,PZ69,PZ72,PZ91

H: EPOXY (ep../epa..)

Ø 19 mm steel tube

chair tested and classified according to **EN 16139**, shell ignitability tested and classified according to **EN 1021**

| | | | | | |
|---|------|-----|------|-----|------|
| H | 79,0 | Bw1 | 39,0 | Sw1 | 43,0 |
| W | 53,0 | Bw2 | 41,0 | Sw2 | 44,0 |
| D | 52,5 | Bh | 38,0 | Sd | 40,0 |
| S | 44,0 | | | | |

| | | |
|--|-------------------|--------------------|
| | m ³ /4 | 0,37 |
| | kg | 4,2/4,7 |
| | | floor 6/trolley 16 |



Paris Trolley

PZ91
PZ72
PZ39
PZ69
PZ59
PZ30
PZ60



Made in BE



Zenith ep91 PZ91

Zenith

PZ30,PZ39,PZ59,PZ60,PZ69,PZ72,PZ91

H: EPOXY (ep../epa..)

Ø 12 mm steel tube

CL Ø 12 mm clamp glide

chair tested and classified according to **EN 16139**, shell ignitability tested and classified according to **EN 1021**

| | | | | | |
|---|------|-----|------|-----|------|
| H | 80,0 | Bw1 | 39,0 | Sw1 | 43,0 |
| W | 48,5 | Bw2 | 41,0 | Sw2 | 44,0 |
| D | 54,0 | Bh | 38,0 | Sd | 40,0 |
| S | 45,0 | | | | |

| | | |
|--|-------------------|---------------------|
| | m ³ /3 | 0,24 |
| | kg | 5,8/6,0 |
| | | floor 10/trolley 25 |



Zenith Trolley BarZeni

PZ91
PZ72
PZ39
PZ69
PZ59
PZ30
PZ60



Made in BE



BarZenith ht65 ep01 PZ72

BarZenith

PZ30,PZ39,PZ59,PZ60,PZ69,PZ72,PZ91

H: EPOXY (ep../epa..)

Ø 12 mm steel tube

CL Ø 12 mm clamp glide

shell ignitability tested and classified according to EN 1021

HT80 HT65

| | | | | | | |
|---|-------|------|-----|------|-----|------|
| H | 114,5 | 99,5 | Bw1 | 39,0 | Sw1 | 43,0 |
| W | 51,5 | 51,5 | Bw2 | 41,0 | Sw2 | 44,0 |
| D | 57,5 | 55,0 | Bh | 38,0 | Sd | 40,0 |
| S | 80,0 | 65,0 | | | | |

| | | | |
|--|-------------------|---------|---------|
| | m ³ /2 | 0,30 | 0,35 |
| | kg | 7,2/7,4 | 7,7/7,9 |
| | | | 8 |



Zenith

II.10V

onderhoud / garantie - entretien / garantie -
Pflege / Garantie - care / warranty

NL De bekleding van dit zitmeubel is uiterst gebruiksvriendelijk. Echter, om de levensduur ervan te maximaliseren, dient U volgende onderhoudsvorschriften op te volgen:

1. Regelmatig (bij intensief gebruik is dit wekelijks) stof afnemen met een vochtige doek.
2. Vet en vloeistoffen onmiddellijk opnemen met absorberend papier. Indien nodig, met een witte doek, gedrenkt in een oplossing van lauw warm water en een niet-bijtend detergent, afwrijven.
3. **Kleurstoffen** (zoals in inkt en intensief gekleurde kledij/jeans) migreren (= kleur opnemen) met lederlook. Bij **onmiddellijke reiniging** kunnen de kleurrestanten nog verwijderd worden. Bij niet-onmiddellijke reiniging kan de lederlook niet meer in zijn oorspronkelijke staat hersteld worden. Ook bij normaal gebruik kunnen er op korte of lange termijn vlekken voorkomen die veroorzaakt worden door kledij die niet kleurvast is. **De verkoper van de kledij is hiervoor aansprakelijk, indien deze u niet verwittigt heeft voor dit gevaar.**

Kleurverschillen zijn mogelijk en moeten door de klant geaccepteerd worden indien ze binnen de tolerantiegrenzen van de leverancier vallen.

2 jaar garantie op fabricagefouten

FR Le revêtement de ce siège est extrêmement facile d'entretien. Toutefois pour une longévité maximale, il vous est recommandé de suivre les prescriptions suivantes.

1. Dépoussiérez régulièrement à l'aide d'un chiffon humide.
2. Epongez immédiatement les taches de gras et de liquides à l'aide de papier absorbant, si nécessaire, frottez avec un chiffon propre trempé dans une solution d'eau tiède et de savon sans détergent mordant.
3. Certains vêtements (type jeans ou autres) peuvent **déteindre** sur le revêtement simili. Par un **nettoyage immédiat** ces taches peuvent encore être enlevées. Sinon le simili ne peut retrouver son état initial. Par un usage normal, l'apparition de taches à court ou à long terme peut être causé par certains vêtements colorés. **Vous pourriez rendre responsable le revendeur des vêtements, si celui ne vous a pas mis en garde contre ce danger.**

Variations de coloris d'un bain à un autre peuvent se manifester.

2 ans de garantie pour des défauts de fabrication

DE 1. Regelmäßig abfegen mit feuchtem Tuch.
2. Vermeiden Sie dass der Flecken in den Bezug eindringt. Entfernen Sie ihn sofort mit absorbierenden Papiertüchern. Benutzen Sie nur Wasser falls erforderlich, eventuell ein wenig Detergent dem Wasser hinzufügen.
3. **Farbstoffe** (wie Tinten und intensiv gefärbte Kleidung/Jeans) migrieren (Farbe aufnehmen) mit Kunstleder. Nur mit **sofortigen Reinigung** bleiben die Farberesten entfernt. Bei nicht-sofortige Reinigung der Kunstleder ist es nicht mehr in dem ursprünglichen Zustand wiederherstellbar. Selbst bei normalem Gebrauch sind, kurz-oder langfristig, Flecken, durch nicht farbechte Kleidung verursacht, nicht zu verhindern. **Der Verkäufer dieser Kleidung ist haftbar, wenn er Sie nicht vor dieser Gefahr gewarnt hat.**

Handelsübliche Farbabweichungen vorbehalten.

Garantie bezieht sich auf Produktionsschäden während 2 Jahren.

EN 1. Dust regularly with a damp cloth.
2. Immediately remove a stain with an absorbing paper. If necessary remove the stain with a mixture of tepid water and mild soap.
3. **Dyes** (such as inks and intensively colored clothes/jeans) migrate (assimilate color) with leather look. If **immediately cleaned**, the remains of the dyes can be removed. For non-immediate cleaning the leather look can no longer be restored in its original state. Even with normal use in the short or long term stains caused by clothing that is not colorfast can't be prevented. **The seller of this clothing is liable, if he hasn't warned you for this danger.**

Batch to batch variations in shade may occur within commercial tolerances.

2 years of warranty regarding production faults

Made in BE



Seat ...



Seat +W ...

Seat

KITCHEN / DUO / DS / DL / DIVA /
MOSAIC / DESIGN / CHARME /
PERFECTO FR / VOGUE

H:

| | Seat | Seat +W | |
|---|------|---------|----------|
| H | 44,0 | 47,0 | Sw1 43,0 |
| W | 44,0 | 44,0 | Sw2 43,0 |
| D | 44,0 | 44,0 | Sd 43,0 |
| S | 44,0 | 47,0 | |
| | m³/1 | 0,09 | 0,10 |
| | kg | 9,9 | 10,0 |
| | | | - |

Made in BE



Zoom ep79 V400

Zoom

KITCHEN / DUO / DS / DL / DIVA /
MOSAIC / DESIGN / CHARME /
PERFECTO FR / VOGUE

H: EPOXY (ep../epa..)

Ø 12 mm
CL Ø 12 mm clamp glide

| | | | |
|---|------|------------------|----------|
| H | 78,5 | Bw1 42,0 | Sw1 40,0 |
| W | 49,0 | Bw2 42,0 | Sw2 40,5 |
| D | 53,0 | Bh 21,0 | Sd 42,0 |
| S | 46,5 | | |
| | m³/2 | | 0,30 |
| | kg | | 7,1-8,2 |
| | | floor 10/trolley | 16 |



optional protection
ZOPRO

Made in BE



BarZoom ht80
ep79 V480

BarZoom ht65
ep79 V475

BarZoom

KITCHEN / DUO / DS / DL / DIVA /
MOSAIC / DESIGN / CHARME /
PERFECTO FR / VOGUE

H: EPOXY (ep../epa..)

Ø 12 mm
CL Ø 12 mm clamp glide

| | HT80 | HT65 | |
|---|-------|------|-------------------|
| H | 111,0 | 96,0 | Bw1 42,0 Sw1 40,0 |
| W | 51,0 | 50,0 | Bw2 42,0 Sw2 40,5 |
| D | 54,5 | 54,5 | Bh 21,0 Sd 42,0 |
| S | 80,0 | 65,0 | |
| | m³/1 | | 0,33 |
| | kg | | 9,2/11,0 8,6/10,8 |
| | | | 10 |

Made in BE



Altea ep81 Duo90


Altea


□ KITCHEN / DUO / DS / DL / DIVA /
MOSAIC / DESIGN / CHARME /
PERFECTO FR / VOGUE

H: EPOXY (ep../epa..)

∅ 31x16 mm

H 91,5 Bw1 37,0 Sw1 42,5
W 44,5 Bw2 40,0 Sw2 44,0
D 59,0 Bh 48,0 Sd 41,0
S 45,5

 m³/2 0,14

 kg kg 6,2-7,5

 -

Made in BE



Pisa ep01 C800


Pisa

□ KITCHEN / DUO / DS / DL / DIVA /
MOSAIC / DESIGN / CHARME /
PERFECTO FR / VOGUE

H: EPOXY (ep../epa..)

∅ 25 mm steel tube

H 82,0 Bw1 40,0 Sw1 43,0
W 44,5 Bw2 41,0 Sw2 44,0
D 55,5 Bh 39,0 Sd 39,0
S 46,0

 m³/2 0,26

 kg kg 5,8/6,8

 -

Made in BE



Elyn ep79 ...


Elyn


□ KITCHEN / DUO / DS / DL / DIVA /
MOSAIC / DESIGN / CHARME /
PERFECTO FR / VOGUE

H: EPOXY (ep../epa..)

∅ 20x20 mm steel tube

H 96,5 Bw1 27,0 Sw1 44,0
W 45,0 Bw2 29,0 Sw2 45,0
D 57,5 Bh 53,0 Sd 42,0
S 46,0

 m³/2 0,29

 kg kg 7,2/8,4

 -

Made in BE



Viva ep79 DL82

Viva

□ KITCHEN / DUO / DS / DL / DIVA /
MOSAIC / DESIGN / CHARME /
PERFECTO FR / VOGUE

H: EPOXY (ep../epa..)

∅ 20x20 mm steel tube

H 84,5 Bw1 33,0 Sw1 41,0
W 43,0 Bw2 38,0 Sw2 43,0
D 52,5 Bh 41,0 Sd 41,0
S 46,0

 m³/2 0,25

 kg kg 5,6/6,5

 -

Made in BE



Villa ep79 C884

Villa

□ KITCHEN / DUO / DS / DL / DIVA / MOSAIC / DESIGN / CHARME / PERFECTO FR / VOGUE

H: EPOXY (ep../epa..)

∅ 20x20 mm steel tube

| | | | | | |
|---|------|-----|------|-----|------|
| H | 85,5 | Bw1 | 39,0 | Sw1 | 42,0 |
| W | 43,5 | Bw2 | 40,0 | Sw2 | 43,0 |
| D | 53,0 | Bh | 42,0 | Sd | 41,0 |
| S | 46,0 | | | | |

| | | |
|--|------|------|
| | m³/2 | 0,25 |
|--|------|------|

| | | |
|--|----|---------|
| | kg | 7,3/8,3 |
|--|----|---------|

| | | |
|--|---|---|
| | - | - |
|--|---|---|



BarVilla

Made in BE



BarVilla ht65 EP79 M382

BarVilla

□ KITCHEN / DUO / DS / DL / DIVA / MOSAIC / DESIGN / CHARME / PERFECTO FR / VOGUE

H: EPOXY (ep../epa..)

∅ 20x20 mm steel tube

HT65

| | | | | | |
|---|------|-----|------|-----|------|
| H | 96,0 | Bw1 | 39,5 | Sw1 | 42,0 |
| W | 43,0 | Bw2 | 40,0 | Sw2 | 43,0 |
| D | 49,5 | Bh | 33,0 | Sd | 41,0 |
| S | 65,0 | | | | |

| | | | |
|--|------|------|------|
| | m³/1 | 0,26 | 0,25 |
|--|------|------|------|

| | | | |
|--|----|--------|--------|
| | kg | 92/110 | 88/106 |
|--|----|--------|--------|

| | | | |
|--|---|---|---|
| | - | - | - |
|--|---|---|---|



Villa

Made in BE



BarRomy ht65 ep01 P760

BarRomy

□ KITCHEN / DS / DL / DIVA / MOSAIC / DESIGN / CHARME / PERFECTO FR / VOGUE

H: EPOXY (ep../epa..)

∅ 22 mm steel tube

HT65

| | | | |
|---|------|-----|------|
| H | 92,5 | Sw1 | 40,0 |
| W | 42,0 | Sw2 | 42,5 |
| D | 49,5 | Sd | 41,0 |
| S | 63,5 | | |

| | | |
|--|------|------|
| | m³/1 | 0,20 |
|--|------|------|

| | | |
|--|----|---------|
| | kg | 6,2-7,9 |
|--|----|---------|

| | | |
|--|---|---|
| | - | - |
|--|---|---|



Romy

Made in BE



Romy ep79 M301

Romy

□ KITCHEN / DS / DL / DIVA / MOSAIC / DESIGN / CHARME / PERFECTO FR / VOGUE

H: EPOXY (ep../epa..)

∅ 22 mm steel tube

| | | | |
|---|------|-----|------|
| H | 81,5 | Sw1 | 40,0 |
| W | 42,0 | Sw2 | 42,5 |
| D | 51,0 | Sd | 41,0 |
| S | 45,0 | | |

| | | |
|--|------|------|
| | m³/2 | 0,13 |
|--|------|------|

| | | |
|--|----|---------|
| | kg | 4,9-5,9 |
|--|----|---------|

| | | |
|--|---|---|
| | - | - |
|--|---|---|



BarRomy

Made in BE



BarNantes ht80
ep01 M384

BarNantes ht65
ep01 M384

BarNantes

☐ KITCHEN / DS / DL / DIVA / MOSAIC /
DESIGN / CHARME / PERFECTO FR /
VOGUE

H: EPOXY (ep../epa..)
∅ 22 mm steel tube

HT80 HT65

| | | | | |
|---|------|------|-----|------|
| H | 81,0 | 66,0 | Sw1 | 37,0 |
| W | 40,0 | 40,0 | Sw2 | 37,0 |
| D | 40,0 | 40,0 | Sd | 37,0 |
| S | 81,0 | 66,0 | | |

| | | | |
|--|------|------|------|
| | m³/1 | 0,14 | 0,11 |
|--|------|------|------|

| | | | |
|--|----|---------|---------|
| | kg | 4,7/5,9 | 4,2/5,6 |
|--|----|---------|---------|

| | | | |
|--|--|---|---|
| | | - | - |
|--|--|---|---|

Made in BE



BarQuadra ht65 ep75 K182

BarQuadra

☐ KITCHEN / DUO / DS / DL / DIVA /
MOSAIC / DESIGN / CHARME /
PERFECTO FR / VOGUE

H: EPOXY (ep../epa..)
∅ 20x20 mm steel tube

HT65

| | | | |
|---|------|-----|------|
| H | 65,0 | Sw1 | 37,0 |
| W | 38,0 | Sw2 | 37,0 |
| D | 38,5 | Sd | 37,0 |
| S | 65,0 | | |

| | | | |
|--|------|------|------|
| | m³/1 | 0,10 | 0,08 |
|--|------|------|------|

| | | | |
|--|----|---------|---------|
| | kg | 6,4/7,9 | 5,9/7,3 |
|--|----|---------|---------|

| | | | |
|--|--|---|---|
| | | - | - |
|--|--|---|---|

Made in BE



BarQuinta ht80
ep75...

BarQuinta ht65
ep75...

BarQuinta

☐ KITCHEN / DS / DL / DIVA / MOSAIC /
DESIGN / CHARME / PERFECTO FR /
VOGUE

H: EPOXY (ep../epa..)
∅ 20x20 mm steel tube

HT80 HT65

| | | | | | | |
|---|-------|------|-----|------|-----|------|
| H | 100,0 | 85,0 | Bw1 | 37,0 | Sw1 | 37,0 |
| W | 38,0 | 38,0 | Bw2 | 37,0 | Sw2 | 37,0 |
| D | 46,0 | 46,0 | Bh | 13,0 | Sd | 37,0 |
| S | 80,5 | 65,0 | | | | |

| | | | |
|--|------|------|------|
| | m³/1 | 0,17 | 0,15 |
|--|------|------|------|

| | | | |
|--|----|---------|---------|
| | kg | 7,6/9,3 | 7,1/8,8 |
|--|----|---------|---------|

| | | | |
|--|--|---|---|
| | | - | - |
|--|--|---|---|

Made in BE



BarMovie ht65 ep01 M301

BarMovie

☐ KITCHEN / DS / DL / DIVA / MOSAIC /
DESIGN / CHARME / PERFECTO FR /
VOGUE

H: EPOXY (ep../epa..), NOT ep12, ep75, epa83
∅ 22 mm steel tube

HT65

| | | | | | |
|---|------|-----|------|-----|------|
| H | 95,0 | Bw1 | 37,0 | Sw1 | 40,0 |
| W | 43,0 | Bw2 | 38,0 | Sw2 | 42,5 |
| D | 48,5 | Bh | 19,0 | Sd | 41,0 |
| S | 65,0 | | | | |

| | | |
|--|------|------|
| | m³/1 | 0,21 |
|--|------|------|

| | | |
|--|----|---------|
| | kg | 6,5/8,2 |
|--|----|---------|

| | | |
|--|--|---|
| | | - |
|--|--|---|

Made in BE



BarLoft ht65 ep79 C884

BarLoft

KITCHEN / DUO / DS / DL / DIVA / MOSAIC / DESIGN / CHARME / PERFECTO FR / VOGUE

H: EPOXY (ep../epa.)
Ø 25 mm steel tube

HT65

H 94,5 Bw1 36,5 Sw1 38,0
W 40,0 Bw2 37,0 Sw2 38,5
D 50,0 Bh 32,0 Sd 39,0
S 65,0



m³/1 0,24

kg 8,3/10,0

-

Made in BE



BarSierra ht65 EP60 M360

BarSierra

KITCHEN / DS / DL / DIVA / MOSAIC / DESIGN / CHARME / PERFECTO FR / VOGUE

H: EPOXY (ep../epa.)
Ø 20x20 mm steel tube

HT65

H 101,5 Bw1 43,0 Sw1 44,0
W 44,5 Bw2 44,0 Sw2 44,0
D 50,5 Bh 39,0 Sd 39,5
S 65,0

m³/1 0,30 0,30

kg 8,7/10,5 8,1/10,3

-

Made in BE



BarSherpa ep79 C884

BarSherpa

KITCHEN / DS / DL / DIVA / MOSAIC / DESIGN / CHARME / PERFECTO FR / VOGUE

H: EPOXY (ep../epa.)
Ø basis - base : 38 cm (col. 50 mm)
steel tube

lift

H 89,5->115,0 Bw1 37,0 Sw1 39,0
W 40,0 Bw2 39,0 Sw2 40,0
D 55,0 Bh 35,0 Sd 40,0
S 57,0->83,0

m³/1 0,20

kg 15,9/17,7

-

Made in BE



BarElite ht65 EP01 C800

BarElite

KITCHEN / DS / DL / DIVA / MOSAIC / DESIGN / CHARME / PERFECTO FR / VOGUE

H: EPOXY (ep../epa.)
Ø 30x10 mm steel tube

HT65

H 103,0 Bw1 37,0 Sw1 43,0
W 44,0 Bw2 38,0 Sw2 44,0
D 53,0 Bh 40,0 Sd 40,0
S 65,0

m³/1 0,32

kg 8,8/10,8

-



Made in BE



Bistro ep79 V430

Bistro

□: KITCHEN / DUO / DS / DL / DIVA /
MOSAIC / DESIGN / CHARME /
PERFECTO FR / VOGUE

H: EPOXY (ep../epa..)
Ø 19 mm

H 79,0 Bw1 42,0 Sw1 43,5
W 47,0 Bw2 42,0 Sw2 43,5
D 57,0 Bh 27,0 Sd 43,0
S 46,0

⊞ m³/2 0,30

⊞ kg kg 5,6-6,7

⊞ -



BarBistro

Made in BE



BarBistro ht65 epa83 V440

BarBistro

□: KITCHEN / DUO / DS / DL / DIVA /
MOSAIC / DESIGN / CHARME /
PERFECTO FR / VOGUE

H: EPOXY (ep../epa..)
Ø 19 mm

HT65

H 97,0 Bw1 42,0 Sw1 43,5
W 46,0 Bw2 42,0 Sw2 43,5
D 55,0 Bh 27,0 Sd 43,0
S 65,0

⊞ m³/1 0,28

⊞ kg kg 6,9-8,8

⊞ -



Bistro

Made in BE



Ritmo ep01 V400 RN01

Ritmo

□: KITCHEN / DS / DL / DIVA / MOSAIC /
DESIGN / CHARME / PERFECTO FR /
VOGUE

H: EPOXY (ep../epa..)
Ø 19 mm
back in natural rattan, colour natural
back frame RN01 : plywood + beech varnished black
back frame RN80 : plywood + oak varnished natural

H 79,0 Bw1 43,5 Sw1 43,5
W 47,0 Bw2 45,5 Sw2 43,5
D 57,0 Bh 27,0 Sd 43,0
S 46,0

⊞ m³/2 0,30

⊞ kg kg 5,2-6,3

⊞ -



BarRitmo

Made in BE



BarRitmo ht65 ep87 V485 RN80

BarRitmo

□: KITCHEN / DS / DL / DIVA / MOSAIC /
DESIGN / CHARME / PERFECTO FR /
VOGUE

H: EPOXY (ep../epa..)
Ø 19 mm
back in natural rattan, colour natural
back frame RN01 : plywood + beech varnished black
back frame RN80 : plywood + oak varnished natural

HT65

H 97,0 Bw1 43,5 Sw1 43,5
W 46,0 Bw2 45,5 Sw2 43,5
D 55,0 Bh 27,0 Sd 43,0
S 65,0

⊞ m³/1 0,28

⊞ kg kg 6,7-8,6

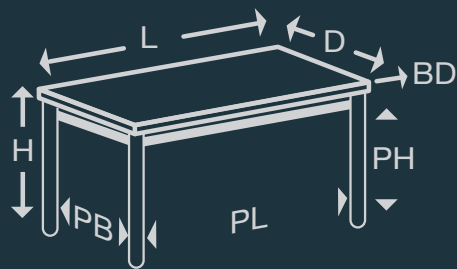
⊞ -



Ritmo

PERFECTA

YOUR PERFECT CHOICE IN FURNITURE




| | |
|----|--|
| L | Length |
| D | Depth |
| H | Height |
| BD | Table top thickness |
| PH | Space between frame and floor |
| PL | Space between the table legs in the longitudinal sense |
| PB | Space between table legs in the sense of the shortest side |



Tafels - Tables - Tische - Tables

HPL versus MELAMINE - Le stratifié par rapport à la mélaminé - HPL versus MELAMIN



- NL**
- 1) Slijtvastheid : HPL heeft een overlay (beschermingslaag), melamine – tenzij vloerkwaliteit – heeft dat niet.
 - 2) Stootvastheid/slagvastheid : HPL heeft een "backing" i.e. een harslaag, melamine niet; het melaminepapier wordt rechtstreeks op de spaanplaat aangebracht.
 - 3) Prijs : HPL is gevoelig duurder dan melamine.
- FR**
- 1) Résistance à l'usure : le stratifié comprend une couche de protection, la mélaminé - sauf la qualité pour le sol - n'a pas cette couche.
 - 2) Résistance aux coups/chocs : le stratifié comprend une couche support en résine, la mélaminé pas ; le papier mélaminé est appliqué directement sur le panneau aggloméré.
 - 3) Prix : le stratifié est sensiblement plus cher que la mélaminé.
- DE**
- 1) Abnutzungsresistent : Laminat hat eine Schutzschicht, Melamin - außer der Bodenqualität - has diese Eigenschaft nicht.
 - 2) Stoßfestigkeit/Schlagfestigkeit : Laminat hat eine Schutzschicht aus Harz, Melamin nicht, das Melaminpapier wird direkt auf die Spanplatte angewendet.
 - 3) Preis : HPL ist erheblich teurer als Melamin.
- EN**
- 1) Wear resistance : HPL has an overlay (protective coating), melamine – unless it is of flooring quality – has no overlay.
 - 2) Shock/impact resistance : HPL has a backing, i.e. a resin layer, melamine not; melamine paper is applied directly to the chipboard.
 - 3) Price : HPL is significantly more expensive than melamine.

Laminaat / stratifié / Laminat / High Pressure Laminate

HPL

Laminaat, slijtvast.

Stratifié, résistant à l'usure.

Laminat, Abnutzungsresistent.

Laminate, wear-resistant.

HA

Laminaat, **structuur synchroon** aan het decor voor een optimale optische imitatie van echt hout.

Stratifié, structure synchrone au décor pour une imitation optique optimale du vrai bois.

Laminat, **Struktur synchron** zum Dekor für optimale optische Imitation von echtem Holz.

Laminate, structure synchronised with the decor to create the best optical imitation of real wood.

HM

Laminaat, soft touch, vingerafdrukken gemakkelijk te verwijderen. Onderhoud met wonderspons.

Stratifié, toucher doux, facile d'ôter les traces de doigts. Entretien avec éponge magique.

Laminat, soft touch, Fingerabdrücke leicht zu entfernen. Pflege mit GommeMagique.

Laminate, soft touch, fingerprints easy to remove. Maintenance with wondergum.

Melamine / mélaminé / Melamin / melamine

MEL

Melamine, minder slijtvast maar goedkoper dan laminaat en bij normaal gebruik geschikt voor jarenlang plezier.

Mélaminé, moins résistant mais meilleur marché que le stratifié et approprié pour plusieurs années de plaisir en usage normal.

Melamin, weniger Abnutzungsresistent aber billiger als Laminat und bei normalem Gebrauch für jahrelanges Vergnügen geeignet.

Melamine, less wear-resistant but cheaper than HPL and in normal use suitable for many years of pleasure.



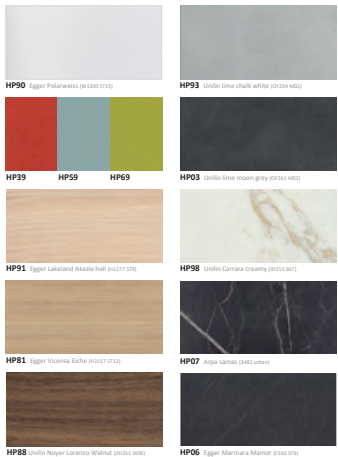
MHA

Melamine, structuur synchroon aan het decor voor een optimale optische imitatie van echt hout.

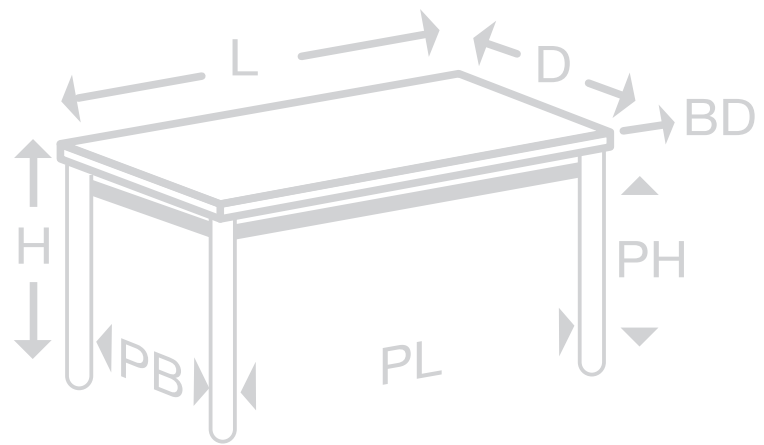
Mélaminé, structure synchrone au décor pour une imitation optique optimale du vrai bois.

Melamin, Struktur synchron zum Dekor für optimale optische Imitation von echtem Holz.

Melamine, structure synchronised with the decor to create the best optical imitation of real wood.



Onderhoud : <https://www.perfecta.be/nl/nuttige-info/onderhoud-en-garantie>
 Entretien : <https://www.perfecta.be/fr/infos-utiles/entretien-et-garantie>
 Pflege : <https://www.perfecta.be/de/praktische-info/pflege-und-garantie>
 Maintenance : <https://www.perfecta.be/en/useful-info/maintenance-and-guarantee>





T Canvas 2212C ep79 HP07



T Canvas 120C epa83 HP88



T Canvas 2412E ep01 HA00

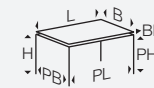


T Canvas 140R ep79 ML81

EPOXY (ep./epa.) - 30x10 mm - ht75

Canvas HPL / HA / MEL / MHA

| | | 2212C | 120C | 2412E | 140R | |
|----------------|---------|---------------------|---------------|-----------------|-----------|-----------|
| L x B | | Danish oval 220x120 | circ. 120x120 | ellipse 240x120 | Ø140 | |
| H | ht75 | 75,9 | 76,1 | 75,9 | 75,3 | |
| BD (mm) | HPL | 24 | 26 | 24 | 18 | |
| | HA | 24 | 26 | 24 | 18 | |
| | MEL/MHA | - | - | - | 18 | |
| PH | | 68,5 | 68,5 | 68,5 | 68,5 | |
| PB | | - | - | - | - | |
| PL | | 117,0 | 18,0 | 117,0 | 18,0 | |
| m ³ | (ht75) | 0,40 | 0,29 | 0,43 | 0,34 | |
| kg | (ht75) | HPL/HA | 62,7-70,3 | 45,0-50,4 | 61,9-69,5 | 42,8-49,1 |
| | | MEL/MHA | - | - | - | 42,8-49,1 |





T Onyx 120C ep79 HA84



T Onyx 140R ep79 MHA84

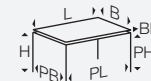


T Onyx 2212C epa83 HP88

EPOXY (ep../epa..) - \square 40x40 mm - HT75 - incl. regelschroef - vis de réglage - Stellschraube - adjusting screw

Onyx HPL / HA / HM / MEL / MHA

| | | 120C | 100 | 110 | 120 | 120D | 140R | 120V | 2212C | 2412E | 189 | 210 | 120CD | 100CD | 159C |
|----------------|-------------------------|---------------------|-----------------------------|---------------------|---------------------|---------------------|---------------------|---------------------|------------------------|---------------------|-----------------------------|-----------------------------|---------------------|---------------------|-----------------------|
| L x B | | circ. 120x120 | Ø100 | Ø110 | Ø120 | Ø120+40x120 | Ø140 | 120x120 | Danish oval 220x120 | ellipse 240x120 | 180x90 | 200x100 | circ. 120+40x120 | circ. 100+40x100 | Danish oval 150x90 |
| H (hpl) | ht75 ht90 | 76,0 | 76,0 | 76,0 | 76,0 | 75,8 | 75,2 | 75,8 | 75,8 | 75,8 | 75,8 | 75,8 | 75,8 | 75,8 | 75,8 |
| BD (mm) | HPL/HA HM MEL/MHA | 26 mm - - | 26 mm 18 mm - | 26 mm - - | 26 mm - - | 24 mm - - | - - 18 mm | 24 mm - - | 24 mm - - | 24 mm - - | 24 mm 18 mm - | 24 mm 18 mm - | 24 mm - - | 24 mm - - | 24 mm - - |
| PH PB PL | HT75 | 73,4 - - | 73,4 - - | 73,4 - - | 73,4 - - | 72,6 - - | 73,4 - - | 73,4 - - | 72,0 - 99,0 | 73,4 - 99,0 | 73,4 - 99,0 | 73,4 - 99,0 | 73,4 - 99,0 | 73,4 - 99,0 | 73,4 - 99,0 |
| m^3 (ht75) | | 0,19 | 0,15 | 0,17 | 0,19 | 0,19 | 0,24 | 0,19 | 0,31 | 0,32 | 0,21 | 0,25 | | | |
| kg (ht75) | HPL/HA HM MEL/MHA | 31,8-36,3 - - | 23,8-27,4 23,7-27,3 - | 26,6-30,5 - - | 29,4-33,9 - - | 47,3-52,1 - - | - - 29,8-36,1 | 32,5-37,0 - - | 53,9-62,6 - - | 53,4-61,2 - - | 39,3-44,9 39,2-44,8 - | 45,3-51,3 45,2-51,2 - | - - - | - - - | - - - |





T Wacko3.0 ht75 2412E ep01 ...

EPOXY (ep../epa..) - ∇ 40x40 (+ 30x30) mm - ht75

Wacko3.0 HPL / HA

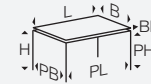
2412E

| | | |
|--------------|----------------|------|
| L x B | 240x120 ellips | |
| H | ht75 | 76,6 |
| BD (mm) | HPL | 24 |
| | HA | 24 |
| PH | 74,2 | |
| PB | - | |
| PL | 120 | |
| m^3 (ht75) | 0,32 | |
| kg (ht75) | HPL/HA | 64,9 |



T Onyx 2412E epa83 HP98

Onyx 2412E





T Wacko MHA ht75 160W ep79 MHA84



T Wacko ht75 140R ep79 ML08

EPOXY (ep../epa.) - \square 40x40 (+ 30x30) mm - ht75

Wacko HPL / HA / HM / MHA / MEL

| | | 210W | 160W | 240F | 210F | 160F |
|---------|--------|---------------|---------------|---------|---------|---------|
| L x B | | 200+59+59x100 | 160+59+59x100 | 240x100 | 200x100 | 160x100 |
| H | ht75 | 76 | 76 | 76 | 76 | 76 |
| BD (mm) | HPL | - | - | 18 | 18 | 18 |
| | MHA | 18 | 18 | 18 | 18 | 18 |
| | HM | 18 | 18 | 18 | 18 | 18 |
| PH | | 66,2 | 66,2 | 66,2 | 66,2 | 66,2 |
| PB | | 77 | 77 | 77 | 77 | 77 |
| PL | | 177 | 137 | 177 | 177 | 177 |
| m^3 | (ht75) | 0,32 | 0,28 | 0,45 | 0,26 | 0,22 |
| kg | HPL | - | - | 65,2 | 54,6 | 46,6 |
| | MHA | 85,1 | 76,8 | 65,2 | 54,6 | 46,6 |
| | HM | 87,3 | 78,8 | 65,8 | 55,4 | 47,2 |

| | | 120 | 140R | 160R |
|---------|--------|-------------------|-------------------|-------------------|
| L x B | | \varnothing 120 | \varnothing 140 | \varnothing 160 |
| H (hpl) | ht75 | 77 | 77 | 77 |
| BD (mm) | HPL | 26 | - | - |
| | HA | 26 | - | - |
| | MEL | - | 18 | 18 |
| | MHA | 18 | 18 | 18 |
| PH | | 74,4 | 74,4 | 74,4 |
| PB | | 45 | 45 | 45 |
| PL | | 45 | 45 | 45 |
| m^3 | (ht75) | 0,2 | 0,25 | 0,3 |
| kg | HPL | 38,6 | - | - |
| | HA | 38,6 | - | - |
| | MEL | - | 38,9 | 43,2 |
| | MHA | 32,8 | 38,9 | 43,2 |





T Wacko2.0 HPL ht75 210W ep79 ...



T Wacko2.0 120D ep01 HP06



T Wacko20 ht90 240F ep01 HP03



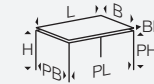
T Wacko20 ht75 120V ep01 HP81

EPOXY (ep../epa..) - \square 40x40 (+ 30x30) mm - ht75/90

Wacko2.0 HPL / HA / MHA / HM / MEL

| | | 160W | 210W | 160F | 210F | 240F |
|--------------|------|---------------|---------------|---------|---------|---------|
| L x B | | 160+59+59x100 | 200+59+59x100 | 160x100 | 200x100 | 240x100 |
| H | ht75 | 76 | 76 | 76 | 76 | 76 |
| | ht90 | 89,8 | 89,8 | 89,8 | 89,8 | 89,8 |
| BD (mm) | HPL | - | - | 18 | 18 | 18 |
| | MHA | 18 | 18 | 18 | 18 | 18 |
| | HM | 18 | 18 | 18 | 18 | 18 |
| PH | ht75 | 66,2 | 66,2 | 66,2 | 66,2 | 66,2 |
| | ht90 | 80,2 | 80,2 | 80,2 | 80,2 | 80,2 |
| PB | | 62,0 | 62,0 | 62,0 | 62,0 | 62,0 |
| PL | | 120 | 160 | 120 | 160 | 160 |
| m^3 (ht75) | | 0,28 | 0,32 | 0,22 | 0,26 | 0,45 |
| kg (ht75) | HPL | - | - | 49,6 | 57,6 | 68,2 |
| | MHA | 79,8 | 88,1 | 49,6 | 57,6 | 68,2 |
| | HM | 81,8 | 90,3 | 50,2 | 58,4 | 68,8 |

| | | 120D | 120V | 120 | 140R | 160R |
|--------------|--------|----------------|-----------|-----------|-----------|-----------|
| L x B | | diam120+40x120 | 120x120 | diam 120 | diam 140 | diam 160 |
| H | ht75 | 76,6 | 76 | 76,8 | 76 | 76 |
| | ht90 | 90,4 | 89,8 | 90,6 | 89,8 | 89,8 |
| BD (mm) | HPL/HA | 24 | 24 | 26 | - | - |
| | MHA | - | 18 | - | 18 | 18 |
| | HM | - | 18 | - | - | - |
| | MEL | - | - | - | 18 | 18 |
| PH | ht75 | 66,2 | 66,2 | 66,2 | 66,2 | 66,2 |
| | ht90 | 80,2 | 80,2 | 80,2 | 80,2 | 80,2 |
| PB (ht75) | | 63 | 63 | 63 | 63 | 63 |
| PL (ht75) | | 63 | 63 | 63 | 63 | 63 |
| m^3 (ht75) | | 0,19 | 0,19 | 0,19 | 0,24 | 0,30 |
| kg (ht75) | HPL/HA | 52,4 | 36,3-41,5 | 39,0-44,2 | - | - |
| | MHA | - | 36,3-41,5 | - | 39,1-54,5 | 43,0-59,3 |
| | HM | - | 36,3-41,5 | - | - | - |
| | MEL | - | - | - | 39,1-54,5 | 43,0-59,3 |





T Veneto HM ht90 159 ep79 HM01



T Veneto ht75 140R ep79 MHA84

EPOXY (ep../epa..) - \square 70x70 mm - ht75/90/105

Veneto HPL / HA / HM / MHA / MEL

| | | 148 | 159 | 189 | 210 | 240F |
|--------------|-------|--------|--------|--------|---------|---------|
| L x B | | 140x80 | 150x90 | 180x90 | 200x100 | 240x100 |
| H (hpl) | ht75 | 75,2 | 75,0 | 75,0 | 75,0 | 74,4 |
| | ht90 | 90,2 | 90,0 | 90,0 | 90,0 | 89,4 |
| | ht105 | 105,2 | 105,0 | 105,0 | 105,0 | 104,4 |
| BD (mm) | HPL | 26 | 24 | 24 | 24 | 18 |
| | HA | 26 | 24 | 24 | 24 | - |
| | HM | - | 18 | 18 | 18 | - |
| | MHA | - | - | - | - | 18 |
| PH | ht75 | 72,6 | 72,6 | 72,6 | 72,6 | 72,6 |
| | ht90 | 87,6 | 87,6 | 87,6 | 87,6 | 87,6 |
| | ht105 | 102,6 | 102,6 | 102,6 | 102,6 | 102,6 |
| PB | | 30 | 30 | 30 | 30 | 30 |
| | PL | 110,5 | 110,5 | 146 | 146 | 186 |
| m^3 (ht75) | | 0,12 | 0,15 | 0,17 | 0,21 | 0,34 |
| kg (ht75) | HPL | 41,8 | 45,9 | 53,2 | 60,1 | 61,9 |
| | HA | 41,8 | 45,9 | 53,2 | 60,1 | - |
| | HM | - | 41,3 | 50,4 | 54 | - |
| | MHA | - | - | - | - | 61,9 |

| | | 100 | 110 | 120 | 140R | 160R |
|--------------|-------|-------|-------|-------|-------|-------|
| L x B | | Ø100 | Ø110 | Ø120 | Ø140 | Ø160 |
| H (hpl-HM) | ht75 | 75,2 | 75,2 | 75,0 | 74,4 | 74,4 |
| | ht90 | 90,2 | 90,2 | 90,0 | 89,4 | 89,4 |
| | ht105 | 105,2 | 105,2 | 105,0 | 104,4 | 104,4 |
| BD (mm) | HPL | 26 | 26 | 24 | - | - |
| | HA | 26 | 26 | 24 | - | - |
| | MHA | - | - | - | 18 | 18 |
| | MEL | - | - | - | 18 | 18 |
| PH | ht75 | 72,6 | 72,6 | 72,6 | 72,6 | 72,6 |
| | ht90 | 87,6 | 87,6 | 87,6 | 87,6 | 87,6 |
| | ht105 | 102,6 | 102,6 | 102,6 | 102,6 | 102,6 |
| PB | | 30 | 30 | 30 | 30 | 30 |
| | PL | 30 | 30 | 30 | 30 | 30 |
| m^3 (ht75) | | 0,11 | 0,13 | 0,16 | 0,2 | 0,26 |
| kg (ht75) | HPL | 31,4 | 35 | 38,5 | - | - |
| | HA | 31,4 | 35 | 38,5 | - | - |
| | MEL | - | - | - | 39,2 | 43,5 |
| | MHA | - | - | - | 39,2 | 43,5 |





T Veneto XL ht75 600 ep01 ...



T Queen 189 ...

EPOXY (ep../epa..) - Ø 70 x 70 mm - HT75/90/105

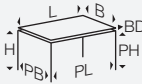
Veneto XL HPL / MHA / MEL / HM

| | | 240 4P | 360 6P | 480 6P | 600 8P |
|---------------|---------|-----------|-----------|-----------|-----------|
| L x B | | 240x120 | 360x120 | 480x120 | 600x120 |
| H (hpl) | ht75 | 75 | 75 | 75 | 75 |
| | ht90 | 90 | 90 | 90 | 90 |
| | ht105 | 105 | 105 | 105 | 105 |
| BD (mm) | HPL | 24 | 24 | 24 | 24 |
| | MHA/MEL | 18 | 18 | 18 | 18 |
| | HM | 18 | 18 | 18 | 18 |
| PH | ht75 | 72,6 | 72,6 | 72,6 | 72,6 |
| | ht90 | 87,6 | 87,6 | 87,6 | 87,6 |
| | ht105 | 102,6 | 102,6 | 102,6 | 102,6 |
| PB | | 30 | 30 | 30 | 30 |
| | PL | 145,5 | 134,5 | 194,5 | 161,9 |
| [m³] (ht75) | | 0,35 | 0,51 | 0,62 | 0,67 |
| [kg] (ht75) | HPL | 78,6 | 113,7 | 157,1 | 200,5 |
| | MHA/MEL | 67,6 | 104,5 | 135,1 | 173 |
| | HM | 70 | 106,3 | 139,9 | 179 |

EPOXY (ep../epa..) - Ø 70x70 mm - HT75/90/105

QUEEN HPL / HA / MHA / HA00

| | | 159 | 189 | 210 | 240F |
|---------------|------------|--------|--------|---------|---------|
| L x B | | 150x90 | 180x90 | 200x100 | 240x100 |
| H | ht75 | 74,4 | 74,4 | 74,4 | 74,4 |
| | ht90 | 89,4 | 89,4 | 89,4 | 89,4 |
| | ht105 | 104,4 | 104,4 | 104,4 | 104,4 |
| BD (mm) | HPL | 46 | 46 | 46 | 46 |
| | HA | 46 | 46 | 46 | - |
| | MHA / HA00 | - | - | - | 46 |
| PH | ht75 | 69,8 | 69,8 | 69,8 | 69,8 |
| | ht90 | 84,8 | 84,8 | 84,8 | 84,8 |
| | ht105 | 99,8 | 99,8 | 99,8 | 99,8 |
| PB | | 30 | 30 | 30 | 30 |
| | PL | 110,5 | 146 | 146 | 186 |
| [m³] (ht75) | | 0,15 | 0,17 | 0,17 | 0,34 |
| [kg] (ht75) | HPL | 53,3 | 52,6 | 57,9 | 74,8 |
| | HA | 53,3 | 52,6 | 57,9 | - |
| | MHA / HA00 | - | - | - | 74,8 |





T Querido HPL ht75 ... ep79 HP81



T Alegro HA ht75 ... ep79 HA84

EPOXY (ep../epa.) - Ø 70x70 mm - HT75/90

QUERIDO HPL / HA / MHA / HA00

| | | 159 | 210 | 240F |
|---------------|------------|-------------|---------|---------|
| L x B | | 150x90 | 200x100 | 240x100 |
| H | ht75 | - | 74,4 | 74,4 |
| | ht90 | 89,4 | 89,4 | 89,4 |
| BD (mm) | HPL | 46 | 46 | 46 |
| | HA | 46 | 46 | - |
| | MHA / HA00 | - | - | 46 |
| PH | ht75 | - | 69,8 | 69,8 |
| | ht90 | 84,8 | 84,8 | 84,8 |
| PB | | - | - | - |
| PL | | 110,5 | 146 | 186 |
| [m³] (ht75) | | 0,23 (ht90) | 0,27 | 0,39 |
| [kg] (ht75) | HPL | 54,5 | 64,7 | 78,2 |
| | HA | 54,5 | 64,7 | - |
| | MHA / HA00 | - | - | 78,2 |

EPOXY (ep../epa.) - Ø 70x70 mm - HT75/90

ALEGRO HPL / HA / HM / MHA

| | | 159 | 189 | 210 | 240F |
|---------------|------|--------|--------|---------|---------|
| L x B | | 150x90 | 180x90 | 200x100 | 240x100 |
| H (hpl) | ht75 | 75,0 | 75,0 | 75,0 | 74,4 |
| | ht90 | 90,0 | 90,0 | 90,0 | 89,4 |
| BD (mm) | HPL | 24 | 24 | 24 | 18 |
| | HA | 24 | 24 | 24 | - |
| | HM | 18 | 18 | 18 | - |
| | MHA | - | - | - | 18 |
| PH | ht75 | 72,6 | 72,6 | 72,6 | 72,6 |
| | ht90 | 87,6 | 87,6 | 87,6 | 87,6 |
| PB | | - | - | - | - |
| PL | | 110,5 | 146 | 146 | 186 |
| [m³] (ht75) | | 0,21 | 0,24 | 0,27 | 0,39 |
| [kg] (ht75) | HPL | 48,4 | 54,4 | 61,1 | 67,1 |
| | HA | 48,4 | 54,4 | 61,1 | - |
| | HM | 43,4 | 49,4 | 55,6 | - |
| | MHA | - | - | - | 67,1 |





T Vicenza HM ht75 210 ep01 HM01



T Cobra HM ht75 159 ep79 HM01

EPOXY (ep../epa..) - Ø 50x50 mm - HT75/90

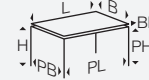
VICENZA HPL / HA / HM

| | | 1285 | 159 | 210 |
|-----------------------|------|--------|--------|---------|
| L x B | | 120x85 | 150x90 | 200x100 |
| H (hpl) | ht75 | 76 | 76 | 76 |
| | ht90 | 91 | 91 | 91 |
| | ht40 | 41 | 41 | 41 |
| BD (mm) | HPL | 24 | 24 | 24 |
| | HA | 24 | 24 | 24 |
| | HM | 18 | 18 | 18 |
| PH | ht75 | 69 | 69 | 69 |
| | ht90 | 84 | 84 | 84 |
| PB | | 75 | 80 | 90 |
| PL | | 110 | 140 | 190 |
| m ³ (ht75) | | 0,11 | 0,13 | 0,19 |
| kg (ht75) | HPL | 33,8 | 42,3 | 56,4 |
| | HA | 33,8 | 42,3 | 56,4 |
| | HM | 31,1 | 37,5 | 50,9 |

EPOXY (ep../epa..) - Ø 40x40 mm - HT75

COBRA HPL / HA / HM

| | | 1285 | 159 | 210 |
|-----------------------|------|--------|--------|---------|
| L x B | | 120x85 | 150x90 | 200x100 |
| H (hpl) | ht75 | 76,5 | 76,5 | 76,5 |
| BD (mm) | HPL | 24 | 24 | 24 |
| | HA | 24 | 24 | 24 |
| | HM | 18 | 18 | 18 |
| PH | ht75 | 71 | 71 | 71 |
| PB | | 76,5 | 81,5 | 91,5 |
| PL | | 111,5 | 141,5 | 191,5 |
| m ³ (ht75) | | 0,11 | 0,13 | 0,15 |
| kg (ht75) | HPL | 33,6 | 41,3 | 55,1 |
| | HA | 33,6 | 41,3 | 55,1 |
| | HM | 29,7 | 36,7 | 49 |





T Victoria MHA ht75 210F ep79 MHA83



T Cabrio ht75 99U ep79 HP88



T Cabrio ht75 210U ep79 ...

een zijde BUISWIELEN



een zijde STELVOET



EPOXY (ep../epa.) - \square 50x50 mm - HT75

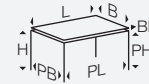
VICTORIA HPL / MHA / HM / HA00

| | 160U | 210U | 160F | 210F | |
|--------------|------------|------------|-----------|---------|------|
| L x B | 160+90x100 | 200+90x100 | 160x100 | 200x100 | |
| H (hpl) | ht75 | 76 | 76 | 76 | |
| BD (mm) | HPL / HA00 | 24 | 24 | 24 | |
| | MHA | 18 | 18 | 18 | |
| | HM | 18 | 18 | 18 | |
| PH | ht75 | 65,6 | 65,6 | 65,6 | |
| PB | 76 | 76 | 76 | 76 | |
| | PL | 136 (226) | 176 (266) | 136 | 176 |
| m^3 (ht75) | 0,31 | 0,34 | 0,25 | 0,29 | |
| kg (ht75) | HPL / HA00 | 78,4 | 87,4 | 50,9 | 59 |
| | MHA | 69,7 | 78,4 | 45,7 | 53,9 |
| | HM | 71,1 | 78,3 | 45,1 | 53,5 |

EPOXY (ep../epa.) - \square 40x40 mm - HT75/90

CABRIO HPL / HA / MHA / HM / HA00

| | 99U | 159U | 160U | 189U | 210U | |
|--------------|------------|-----------|------------|-----------|------------|----------|
| L x B | 90+50x90 | 150+90x90 | 160+90x100 | 180+90x90 | 200+90x100 | |
| H (hpl) | ht75 | 76,9 | 76,9 | 76,9 | 76,9 | |
| | ht90 | 91,9 | 91,9 | - | 91,9 | |
| BD (mm) | HPL / HA00 | 24 | 24 | 24 | 24 | |
| | HA | 24 | 24 | - | 24 | |
| | MHA | - | - | 18 | - | 18 |
| | HM | 18 | 18 | 18 | 18 | 18 |
| PH | ht75 | 64,5 | 65,5 | 65,5 | 64,5 | |
| | ht90 | 79,5 | 79,5 | - | 79,5 | |
| PB | 79,0 | 79 | 88,5 | 79,0 | 88,5 | |
| | PL | 80(130) | 139,5(230) | 150(240) | 169,5(260) | 190(280) |
| m^3 (ht75) | 0,19 | 0,31 | 0,33 | 0,35 | 0,35 | |
| kg (ht75) | HPL / HA00 | 44,4-50,0 | 73,8 | 81,1 | 71,4-80,3 | |
| | HA | 44,4-50,0 | 73,8 | - | 71,4-80,3 | |
| | MHA | - | - | 72,4 | - | |
| | HM | 44,3-49,9 | 67 | 73,8 | 71,3-80,2 | |





T Alicante 159N ep79 HM01



EPOXY (ep../epa..) - Ø 70x70 mm - HT75

ALICANTE HPL / HA / HM

| | | 159N | 189N |
|---------------|------|--------------|--------------|
| L x B | | 150+50+50x90 | 180+60+60x90 |
| H (hpl) | ht75 | 77,0 | 77,0 |
| BD (mm) | HPL | 24 | 24 |
| | HA | 24 | 24 |
| | HM | 18 | 18 |
| PH | ht75 | 66,6 | 66,6 |
| PB | | 74 | 74 |
| | PL | 133 | 163 |
| [m³] (ht75) | | 0,27 | 0,3 |
| [kg] (ht75) | HPL | 75 | 84,4 |
| | HA | 75 | 84,4 |
| | HM | 67,5 | 77,5 |



T Valencia ht75 1285U (120+60x85) ep01 ...

EPOXY (ep../epa..) - Ø 70x70 mm - HT75/90

VALENCIA HPL / HA / HM

| | | 1285U |
|---------------|------|-----------|
| L x B | | 120+60x85 |
| H (hpl) | ht75 | 77,0 |
| | ht90 | 89,5 |
| BD (mm) | HPL | 24 |
| | HA | 24 |
| | HM | 18 |
| PH | ht75 | 66,6 |
| | ht90 | 79,1 |
| PB | | 69 |
| | PL | 104 (164) |
| [m³] (ht75) | | 0,2 |
| [kg] (ht75) | HPL | 62,4 |
| | HA | 62,4 |
| | HM | 56,9 |





T Vienna 128 ep75 ...



T Vienna HPL ht75 88N ep72 ...



T Vienna ht90 128N ep ...



T Vienna 117N ep75 ...



T Vienna ht90 ... ep75 ...

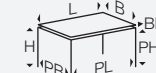
EPOXY (ep../epa.) / 50x50 mm - HT75/90

VIENNA HPL / HA / HM / MHA

| | | 88 | 117 | 126 | 128 | 159 | 166 | 226 |
|-----------------------|------|-------|--------|--------|--------|--------|--------|--------|
| L x B | | 80x80 | 110x70 | 120x60 | 120x80 | 150x90 | 160x60 | 220x60 |
| H (hpl) | ht75 | 74,9 | 74,9 | | 75,1 | 74,9 | | |
| | ht90 | 89,9 | 89,9 | | 90,1 | 89,9 | | |
| BD (mm) | HPL | 24 | 24 | 26 | 26 | 24 | 24 | 24 |
| | HA | 24 | 24 | 26 | 26 | 24 | 24 | 24 |
| | HM | - | 18 | - | - | 18 | - | - |
| | MHA | - | - | - | - | - | - | - |
| PH | ht75 | 67,7 | 67,7 | | 67,7 | 67,7 | | |
| | ht90 | 82,7 | 82,7 | | 82,7 | 82,7 | | |
| PB | | 69,3 | 59,3 | | 69,3 | 79,3 | | |
| PL | | 69,3 | 99,3 | | 109,3 | 139,3 | | |
| m ³ (ht75) | | 0,05 | 0,08 | | 0,08 | 0,13 | | |
| kg (ht75) | HPL | 21,4 | 24,1 | | 29,2 | 36,3 | | |
| | HA | 21,4 | 24,1 | | 29,2 | 36,3 | | |
| | HM | - | 22,6 | | - | 32,8 | | |
| | MHA | - | - | | - | - | | |

88N/117N/128N: EPOXY (ep../epa.) - HT75/90

| | | 88N | 117N | 128N |
|-----------------------|------|------------|-------------|-------------|
| L x B | | 80(140)x80 | 110(183)x70 | 120(200)x80 |
| H | ht75 | 77,0 | 77,0 | 77,0 |
| | ht90 | 92,0 | 92,0 | 92,0 |
| BD (mm) | HPL | 18 | 18 | 18 |
| | HA | - | - | - |
| | HM | - | - | - |
| | MHA | 18 | 18 | 18 |
| PH | ht75 | 67,7 | 67,7 | 67,7 |
| | ht90 | 82,7 | 82,7 | 82,7 |
| PB | | 66,6 | 56,6 | 66,6 |
| PL | | 66,6 | 96,6 | 106,6 |
| m ³ (ht75) | | 0,07 | 0,08 | 0,1 |
| kg (ht75) | HPL | 32,7 | 36,5 | 41,8 |
| | HA | - | - | - |
| | HM | - | - | - |
| | MHA | 31,3 | 34,2 | 40,5 |





T ViennaBar ht110 160x60 ep79 ...

EPOXY (ep../epa..) - \square 50x50 mm - HT90/110

VIENNABAR HPL / HA

| L x B | | 126 | 166 | 226 |
|-----------------------|--------|--------|--------|--------|
| L x B | | 120X60 | 160X60 | 220X60 |
| H | ht90 | 91,1 | 89,9 | 89,9 |
| | ht110 | 110,1 | 109,9 | 109,9 |
| BD (mm) | HPL/HA | 26 | 24 | 24 |
| PH | ht90 | 83,7 | 83,7 | 83,7 |
| | ht110 | 102,5 | 102,5 | 102,5 |
| PB | | 49,3 | 49,3 | 49,3 |
| PL | | 109,3 | 149,3 | 209,3 |
| m ³ (ht90) | | 0,15 | 0,17 | 0,2 |
| kg (ht90) | | 29,2 | 35,7 | 39,2 |



T Lucca ht75 ... ep79 HP81

EPOXY (ep../epa..) - \emptyset 60mm - HT75/90
kolom \emptyset 70mm - base 38x38cm

LUCCA HPL / HA

| L x B | | 128L |
|-----------------------|------|--------|
| L x B | | 120x80 |
| H | ht75 | 75,1 |
| | ht90 | 90,1 |
| BD (mm) | HPL | 26 |
| | HA | 26 |
| PH | ht75 | 72,5 |
| | ht90 | 87,5 |
| PB | | 50 |
| PL | | - |
| m ³ (ht75) | | 0,1 |
| kg (ht75) | | 36,2 |
| | | 36,2 |





T Verona ht75 148 (140x80) ep79 HA84



T Qube ht75 189 ep79 HA84



T Qube ht75 189 ep79 HP93



T Qube ht110



T Qube ht90



T Qube ht40

EPOXY (ep../epa.) - Ø 70x70 mm - HT40/75/90/110

VERONA HPL / HA / HM / MEL

| | | 99 | 1285 | 148 | 159 | 189 | 210 |
|-----------------------|--------|-------|--------|--------|--------|--------|---------|
| L x B | | 90x90 | 120x85 | 140x80 | 150x90 | 180x90 | 200x100 |
| H (hpl) | ht40 | 37,9 | 37,9 | 37,9 | 37,9 | 37,9 | 37,9 |
| | ht75 | 76,9 | 76,9 | 76,9 | 76,9 | 76,9 | 76,9 |
| | ht90 | 89,4 | 89,4 | 89,4 | 89,4 | 89,4 | 89,4 |
| | ht110 | 107,9 | 107,9 | 107,9 | 107,9 | 107,9 | 107,9 |
| BD (mm) | HPL/HA | 24 | 24 | 26 | 24 | 24 | 24 |
| | MEL | 18 | - | - | - | - | - |
| | HM | - | 18 | - | 18 | 18 | 18 |
| PH | ht75 | 69,7 | 69,7 | 69,7 | 69,7 | 69,7 | 69,7 |
| | ht90 | 82,2 | 82,2 | 82,2 | 82,2 | 82,2 | 82,2 |
| PB | | 75 | 70 | 65 | 75 | 75 | 85 |
| PL | | 75 | 105 | 125 | 135 | 165 | 185 |
| m ³ (ht75) | | 0,1 | 0,12 | 0,1 | 0,15 | 0,17 | 0,21 |
| kg (ht75) | HPL/HA | 31,5 | 34,4 | 38,1 | 43,1 | 47,7 | 57,2 |
| | MEL | - | - | - | - | - | - |
| | HM | - | 32,3 | - | 38,7 | 46,2 | 50,2 |

EPOXY (ep../epa.) - Ø 70x70 mm - HT40/75/90/110

QUBE HPL / HA

| | | 159 | 189 | 210 |
|-----------------------|--------|-----------|----------|-----------|
| L x B | | 150x90 | 180x90 | 200x100 |
| H (hpl) | ht75 | 76,1 | 76,1 | 76,1 |
| | ht90 | 91,6 | 91,6 | 91,6 |
| | ht110 | 110,1 | 110,1 | 110,1 |
| | ht40 | 40,1 | 40,1 | 40,1 |
| BD (mm) | HPL | 46 | 46 | 46 |
| | HA | 46 | 46 | 46 |
| PH | ht75 | 71,5 | 71,5 | 71,5 |
| | ht90 | 87,0 | 87,0 | 87,0 |
| | ht110 | 105,5 | 105,5 | 105,5 |
| | ht40 | 35,5 | 35,5 | 35,5 |
| PB | | 75 | 75 | 75 |
| | PL | 135 | 165 | 185 |
| m ³ (ht75) | | 0,16 | 0,18 | 0,21 |
| kg (ht75) | HPL/HA | 42,1-46,2 | 7,2-52,3 | 53,9-59,4 |





T Lustra ht75 120 (Ø 120) ep79 HA83



T Lustra 1285D EXT. ep75 HP..

EPOXY (ep../epa..) - Ø 60 mm - HT75

LUSTRA HPL / HA / MEL / MHA

| | | 110 | 120 | 140R | 160R |
|--------------|---------|----------|----------|----------|----------|
| L x B | | diam.110 | diam.120 | diam.140 | diam.160 |
| H (hpl-mel) | ht75 | 75,1 | 75,1 | 74,3 | 74,3 |
| BD (mm) | HPL/HA | 26 | 26 | - | - |
| | MEL/MHA | - | - | 18 | 18 |
| PH | ht75 | 67,7 | 67,7 | 67,7 | 67,7 |
| PB | | 63 | 63 | 63 | 63 |
| PL | | 63 | 63 | 63 | 63 |
| m^3 (ht75) | | 0,11 | 0,14 | 0,18 | 0,24 |
| kg (ht75) | HPL/HA | 28,5 | 32,4 | - | - |
| | MEL/MHA | - | - | 32,7 | 37 |

| | | 128 | 1285D |
|--------------|------|--------|-----------|
| L x B | | 120x80 | 120+40x85 |
| H | ht75 | 74,5 | 74,9 |
| BD (mm) | HPL | 20 | 24 |
| | HA | 20 | 24 |
| PH | ht75 | 67,7 | 67,7 |
| PB | | 60 | 50 |
| PL | | 100 | 94 |
| m^3 (ht75) | | 0,09 | 0,12 |
| kg (ht75) | HPL | 26,2 | 36,4 |
| | HA | 26,2 | 36,4 |





T Basic 117 ep75 ...



T Basic 117N ep75 ... (EXT)

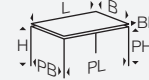
EPOXY (ep../epa.) / ... - Ø 35 mm - HT75
...: frame EP12

BASIC HPL / HA / MHA

| | | 86 | 16 | 117 | 128 | 100 |
|----------------|--------|-------|--------|--------|--------|----------|
| L x B | | 80x60 | 100x60 | 110x70 | 120x80 | diam.100 |
| H | ht75 | 74,5 | 74,5 | 74,5 | 74,5 | 75,1 |
| BD (mm) | HPL | 20 | 20 | 20 | 20 | 26 |
| | HA | 20 | 20 | 20 | 20 | 26 |
| PH | ht75 | 67,7 | 67,7 | 67,7 | 67,7 | 67,7 |
| PB | | 50 | 50 | 60 | 70 | 56 |
| PL | | 70 | 90 | 100 | 110 | 56 |
| m ³ | (ht75) | 0,05 | 0,06 | 0,08 | 0,11 | 0,09 |
| kg | HPL | 14,3 | 15,9 | 19,6 | 23,4 | 22 |
| | HA | 14,3 | 15,9 | 19,6 | 23,4 | 22 |


117N / 128N: EPOXY (ep../epa.) / ... - Ø 50mm - HT75
...: frame EP12

| | | 117N | 128N |
|----------------|--------|-------------|-------------|
| L x B | | 110(183)x70 | 120(200)x80 |
| H | ht75 | 77,0 | 77,0 |
| BD (mm) | HPL | 18 | 18 |
| | MHA | 18 | 18 |
| PH | ht75 | 67,7 | 67,7 |
| PB | | 56,6 | 66,6 |
| PL | | 96,6 | 106,6 |
| m ³ | (ht75) | 0,08 | 0,11 |
| kg | HPL | 35 | 40,5 |
| | MHA | 35 | 40,5 |





TKP 46 ep90 HP90



P V50+PL
ht75



P V50H+PL
ht90



P V50
"H" (det)

EPOXY (ep./epa.) / ... - Ø 35 mm - HT75
...: frame EP12

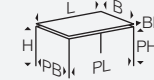
TKP HPL / MHA

| | | |
|--------------|------|------------|
| | | 46 |
| L x B | | 40(100)x60 |
| H | ht75 | 74,5 |
| BD (mm) | HPL | 20 |
| | MHA | 18 |
| PH | ht75 | 67,7 |
| PB | | 30 |
| PL | | 50 |
| m^3 (ht75) | | 0,06 |
| kg (ht75) | HPL | 12,2 |
| | MHA | 12,2 |

P V50(H) +PL

| | | P V50 +PL | P V50 H +PL |
|--------------|-------|-----------|-------------|
| L x B | | Ø 50 | Ø 50 |
| H | ht75 | 72,9 | 73,8-75,3 |
| | ht90 | 87,9 | 88,8-90,3 |
| | ht110 | - | - |
| m^3 (ht75) | | 0,01 | 0,01 |
| kg (ht75) | | 1,9 | 1,9 |

H = hoogte verstelbaar/hauteur réglable/adjustable height





T Laser 100 ep12 ...



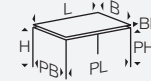
Laser ...

EPOXY (ep./epa.) - Ø 35 mm - HT75
kolom Ø 70mm - base 'x' = 61x61cm, '+' = 87x87cm

LASER HPL / HA

| | | 90 | 100 | 110 | 120 |
|----------------|--------|---------|----------|----------|----------|
| L x B | | diam.90 | diam.100 | diam.110 | diam.120 |
| H | ht75 | 75,5 | 75,5 | 75,5 | 75,5 |
| BD (mm) | HPL | 26 | 26 | 26 | 26 |
| | HA | 26 | 26 | 26 | 26 |
| PH | ht75 | 72,9 | 72,9 | 72,9 | 72,9 |
| PB | | - | - | - | - |
| PL | | - | - | - | - |
| m ³ | (ht75) | 0,16 | 0,19 | 0,23 | 0,27 |
| kg (ht75) | HPL | 20,4 | 23,8 | 26,5 | 30,3 |
| | HA | 20,4 | 23,8 | 26,5 | 30,3 |

| | | 110D |
|----------------|--------|-------------|
| L x B | | diam.110+40 |
| H | ht75 | 75,3 |
| BD (mm) | HPL | 24 |
| | HA | 24 |
| PH | ht75 | 72,9 |
| PB | | - |
| PL | | - |
| m ³ | (ht75) | 0,19 |
| kg (ht75) | HPL | 39,5 |
| | HA | 39,5 |



T Circa HPL
ht110 50C ep79 ...



T Circa HPL
ht65 50C ep91 HP90

T Circa HPL
ht90 50C ep59 HP59



T Circa HPL
ht75 70C ep69 HP69



T Circa HPL
ht40 70C ep39 HP39

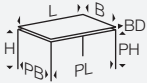
EPOXY (ep./epa.) - ht75/90/110/40/65
ckbasis/base 38C - 38x38cm
kolom/colonne diam.50mm

Circa HPL / HA / HM / MEL / MHA

| | | 66 | 77 | 60 | 70 | 50C | 70C |
|----------------|---------|-----------|-----------|-----------|---------|-------|-------|
| L x B | | 60x60 | 70x70 | diam.60 | diam.70 | 50x50 | 70x70 |
| H (hpl-ha) | ht75 | 76,2 | 76,2 | 76,2 | 76,2 | 75,6 | 75,6 |
| | ht90 | 90,2 | 90,2 | 90,2 | 90,2 | 89,2 | 89,2 |
| | ht110 | 110,2 | - | 110,2 | 110,2 | 109,2 | - |
| | ht40 | 40,2 | 40,2 | 40,2 | 40,2 | 39,6 | 39,6 |
| | ht65 | 65,2 | 65,2 | 65,2 | 65,2 | 64,6 | 64,6 |
| BD (mm) | HPL/HA | 24 | 24 | - | 24 | 18 | 18 |
| | HM | 18 | 18 | - | 18 | 18 | 18 |
| | MEL/MHA | - | - | 18 | - | 18 | 18 |
| PH PB PL | ht75 | 73,8 | 73,8 | 73,8 | 73,8 | 73,8 | 73,8 |
| | | - | - | - | - | - | - |
| | | - | - | - | - | - | - |
| [m³] (ht75) | | 0,05 | 0,06 | 0,05 | 0,06 | 0,05 | 0,06 |
| kg (ht75) | HPL/HA | 17,5 | 19,8 | - | 18,2 | 14,7 | 17,5 |
| | HM | 14,7-16,8 | 17,4-18,4 | - | 16,7 | 14,6 | 17,3 |
| | MEL/MHA | - | - | 14,4-15,5 | - | 14,7 | 17,5 |



Ens. T Circa HT65 70C epa15 HP98 & Sofia Esych epa15 V460





T Spinner ht75 80x80 EP79 ...



T Spinner ht110 HP81



T Spinner HM ht75 100 ep79 HM01



T Spinner HA ht75 76 ep79 ...

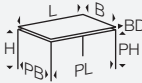


Optional:
T Spinner set 4 adjustable glides

EPOXY (ep./epa.) - HT75/90/110/65/40
basis/base 59x59 cm
kolom/colonne diam.70mm

SPINNER HPL / HA / HM / MEL

| | | 66 | 77 | 88 | 117 | 70C | 90C | 60 | 70 | 90 | 100 | 110 | 120 |
|-----------------------|--------|-------|-------|-------|--------|-------|-------|---------|---------|---------|----------|----------|----------|
| L x B | | 60x60 | 70x70 | 80x80 | 110x70 | 70x70 | 90x90 | diam.60 | diam.70 | diam.90 | diam.100 | diam.110 | diam.120 |
| H (hpl-ha) | ht75 | 75 | 75 | 75 | 75 | 74,4 | 75,2 | 75 | 75 | 75,2 | 75,2 | 75,2 | 75,2 |
| | ht90 | 90 | 90 | 90 | 90 | 89,4 | 90,2 | 90 | 90 | 90,2 | 90 | - | - |
| | ht110 | 110 | 110 | 110 | - | 109,4 | 110,2 | 110 | 110 | 110,2 | 110 | - | - |
| | ht40 | 40 | 40 | 40 | 40 | 39,4 | 40,2 | 40 | 40 | 40,2 | 40,2 | 40,2 | 40,2 |
| | ht65 | 65 | 65 | 65 | 65 | 64,4 | 65,2 | 65 | 65 | 65,2 | 65,2 | 65,2 | 65,2 |
| BD (mm) | HPL/HA | 24 | 24 | 24 | 24 | 18 | 26 | - | 24 | 26 | 26 | 26 | 26 |
| | HM | 18 | 18 | - | 18 | 18 | - | - | 18 | 18 | 18 | - | - |
| | MEL | - | - | - | - | - | - | 18 | - | - | - | - | - |
| PH PB PL | ht75 | 72,6 | 72,6 | 72,6 | 72,6 | 72,6 | 72,6 | 72,6 | 72,6 | 72,6 | 72,6 | 72,6 | 72,6 |
| | - | - | - | - | - | - | - | - | - | - | - | - | - |
| | - | - | - | - | - | - | - | - | - | - | - | - | - |
| m ³ (ht75) | | 0,07 | 0,07 | 0,08 | 0,1 | 0,08 | 0,09 | 0,07 | 0,08 | 0,09 | 0,11 | 0,13 | 0,16 |
| kg (ht75) | HPL/HA | 22,2 | 24,3 | 26,8 | 29,6 | 21,8 | 29,5 | - | 22,4 | 28,3 | 31,3 | 35,1 | 38,6 |
| | HM | 21,1 | 22,6 | - | 27,7 | 21,4 | - | - | 21,3 | 25,6 | 28,0 | - | - |
| | MEL | - | - | - | - | - | - | 19,8 | - | - | - | - | - |



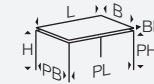


T Spinner2 ht75 2412E ep79 ...

EPOXY (ep./epa.) - HT75/90/65/40
 basis/base 59x59 cm
 kolom/colonne diam.70mm

SPINNER2 HPL / HA / HM

| | | 159 | 189 | 2412E |
|----------------|------|--------|--------|---------|
| L x B | | 150x90 | 180x90 | 240x120 |
| H (hpl) | ht75 | 75 | 75 | 75 |
| | ht90 | 90 | 90 | 90 |
| | ht40 | 40 | 40 | 40 |
| | ht65 | 65 | 65 | 65 |
| BD (mm) | HPL | 24 | 24 | 24 |
| | HA | 24 | 24 | 24 |
| | HM | 18 | 18 | - |
| PH PB PL | ht75 | 72,6 | 72,6 | 72,6 |
| | - | - | - | - |
| | - | - | - | - |
| [m³] (ht75) | | 0,17 | 0,2 | 0,32 |
| kg (ht75) | HPL | 55,4 | 59,9 | 74,5 |
| | HA | 55,4 | 59,9 | 74,5 |
| | HM | 50,4 | 54,9 | - |





EPOXY (ep../epa.) - Ø 30 mm/20 mm - HT75/40/45

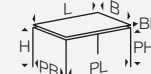
TRIPLE HPL / HA / HM / MHA

| | | 70 | 90 | 100 | 50 | 50TR |
|----------------|--------|---------|---------|----------|---------|--------|
| L x B | | diam.70 | diam.90 | diam.100 | diam.50 | 50 tri |
| H (hpl) | ht75 | 75 | 75 | 75 | - | - |
| | ht40 | - | - | - | 39,3 | 39,3 |
| | ht45 | - | - | - | 45,3 | 45,3 |
| BD (mm) | HPL | 24 | 26 | 26 | 18 | 18 |
| | HA | 24 | 26 | 26 | - | - |
| | HM | 18 | 18 | 18 | 18 | 18 |
| | MHA | - | - | - | 18 | 18 |
| PH PB PL | ht75 | - | - | - | - | - |
| | | - | - | - | - | - |
| | | - | - | - | - | - |
| [m³] (ht75) | | 0,05 | 0,07 | 0,09 | - | - |
| [kg] (ht75) | HPL/HA | 11,4 | 17,5 | 20,3 | - | - |
| | HM | 10,6 | 15,2 | 17,4 | - | - |
| | MHA | - | - | - | - | - |

EPOXY (ep../epa.), NOT ep12, ep75 - Ø 20 mm - HT40/45

TRIPLE MET

| | | 50TR |
|----------------|------|--------|
| L x B | | 50 tri |
| H | ht75 | - |
| | ht40 | 38,7 |
| | ht45 | 43,7 |
| BD (mm) | MET | 2,5 |
| PH PB PL | ht40 | - |
| | | - |
| | | - |
| [m³] (ht40) | | 0,02 |
| [kg] (ht40) | MET | 6,6 |





T Trevi-3 ht45 d50 epa83 HP88



T Trevi-3 ht45 50tr epa83 MET



T Trevi-4 HT45 90C epa15 HP98



Ens. T Trevi-4 ht40 70C & T Trevi-4 ht45 90C & T Cup ht55 5033C MET

EPOXY (ep../epa..) - Ø 25,4 - HT40/45

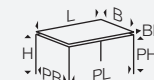
Trevi-3 HPL / MHA / HM / MET / MEL / HA00

| | | d50 | 50tr | 60 | 70 | 90 |
|---------------|------------|---------|---------|---------|----------|-----------|
| L x B | | Ø50 | 50 tri | Ø60 | Ø70 | Ø90 |
| H (hpl) | HT40 | 40,0 | 40,0 | 40,0 | 40,6 | 40,8 |
| | HT45 | 45,0 | 45,0 | 45,0 | 45,6 | 45,8 |
| BD (mm) | HPL/MHA/HM | 18 mm | 18 mm | - | 24 mm | 26 mm |
| | HA00 | - | - | - | - | - |
| | MET | - | 2,5 mm | - | - | - |
| | MEL | - | - | 18 mm | - | - |
| PH | HT40 | 38,2 | 38,2 | 38,2 | 38,2 | 38,2 |
| | HT45 | 43,2 | 43,2 | 43,2 | 43,2 | 43,2 |
| PB | | - | - | - | - | - |
| | PL | - | - | - | - | - |
| [m³] (ht40) | | 0,03 | 0,03 | 0,04 | 0,06 | 0,07 |
| [kg] (ht40) | HPL/MHA/HM | 5,0-6,0 | 4,6-5,6 | - | 8,8-10,2 | 13,7-15,7 |
| | HA00 | - | - | - | - | - |
| | MET | - | 5,6-6,6 | - | - | - |
| | MEL | - | - | 6,1-7,2 | - | - |

EPOXY (ep../epa..) - Ø 25,4 - HT40/45

Trevi-4 HPL / HA / HM

| | | 70C | 90C | 100 | 110 | 120 |
|---------------|--------|-------------|-------------|-----------|-----------|-----------|
| L x B | | circ. 70x70 | circ. 90x90 | Ø100 | Ø110 | Ø120 |
| H (hpl) | HT40 | 40,0 | 40,8 | 40,8 | 40,8 | 40,8 |
| | HT45 | 45,0 | 45,8 | 45,8 | 45,8 | 45,8 |
| BD (mm) | HPL/HA | 18 mm | 26 mm | 26 mm | 26 mm | 26 mm |
| | HM | 18 mm | - | 18 mm | - | - |
| PH | HT40 | 38,2 | 38,2 | 38,2 | 38,2 | 38,2 |
| | HT45 | 43,2 | 43,2 | 43,2 | 43,2 | 43,2 |
| PB | | - | - | - | - | - |
| | PL | - | - | - | - | - |
| [m³] (ht40) | | 0,06 | 0,08 | 0,10 | 0,11 | 0,14 |
| [kg] (ht40) | HPL/HA | 8,7-10,1 | 16,6-18,6 | 17,9-20,4 | 20,7-23,5 | 23,5-26,6 |
| | HM | 8,7-10,1 | - | 17,9-20,4 | - | - |





T Cup ht55 5033C epa83 HP88



T Cup ht55 5033C epa83 MET

EPOXY (ep./epa..) - HT55

MET : steel table top 2,5 mm, NOT ep12 , ep75 ; the surface is not scratch free

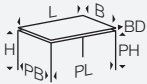
T Cup HPL / MHA / HM / MET / HA00

5033C

| | | |
|----------------|-----------------------------|----------------------|
| L x B | Danish oval 50x33 | |
| H (hpl) | HT55 | 55,0 |
| BD (mm) | HPL / MHA / HM /HA00 MET | 18 mm 2,5 mm |
| PH | HT55 | 53,2 |
| PB | | - |
| PL | | - |
| m ³ | 0,03 | |
| kg | HPL / MHA / HM /HA00 MET | 9-9,6 10,10-10,70 |

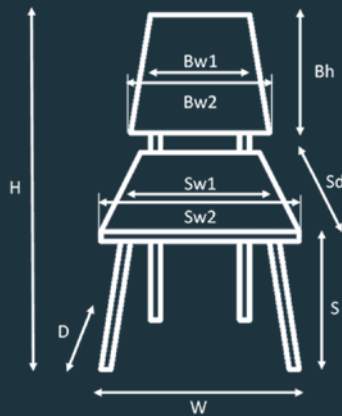


Ens. T Trevi-4 & Trevi-3 en T Cup & Sofia Esyeh epa83

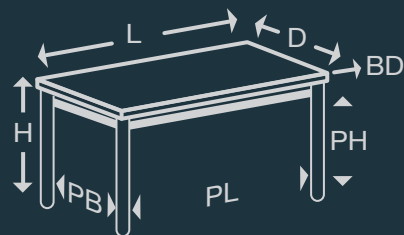


PERFECTA

YOUR PERFECT CHOICE IN FURNITURE



- H Total Height
- W Total Width
- D Total Depth
- S Seat height at the centre of the seat under a pressure of 60 kg
- Sw1 Seat width at half depth of the seat (1)
- Sw2 Seat width at widest point (2)
- Sd Seat depth (centre axis)
- Bw1 Back width at half height of the back (1)
- Bw2 Back width at widest point (2)
- Bh Back height (centre axis)



- L Length
- D Depth
- H Height
- BD Table top thickness
- PH Space between frame and floor
- PL Space between the table legs in the longitudinal sense
- PB Space between table legs in the sense of the shortest side



Office - Project



BarZoom ht80 ep79 V400 & BarZoom ht65 ep79 V475 & Zoom ep79 V480

 Zoom & BarZoom



Ens. T Onyx 210 ep79 HM01 & Zoom ep79 V475

 Zoom



Ens. T Viennabar ht90 166 ep79 HP88 & BarZoom ht65 ep79 V455

 BarZoom

Made in BE



trolley Zoom

trolley Zoom

Made in BE



ch Zoom ep79 V400

Zoom


□ KITCHEN / DUO / DS / DL / DIVA /
MOSAIC / DESIGN / CHARME /
PERFECTO FR / VOGUE


H: EPOXY (EP./EPA.)


∅ 12 mm

CL ∅ 12 mm clamp glide

H 78,5 Bw1 42,0 Sw1 40,0
W 49,0 Bw2 42,0 Sw2 40,5
D 53,0 Bh 21,0 Sd 42,0
S 46,5

 m³/2 0,30

 kg 7,1-8,2

 floor 10/trolley 16

trolley incl 16 ch = 57 x 92 x 155 cm

Made in BE



Zoom ep01 C800 ZOPRO

optional ZOPRO



Made in BE



BarZoom ht80
ep79 V480

BarZoom ht65
ep79 V475

BarZoom

□ KITCHEN / DUO / DS / DL / DIVA /
MOSAIC / DESIGN / CHARME /
PERFECTO FR / VOGUE


H: EPOXY (EP./EPA.)


∅ 12 mm


CL ∅ 12 mm clamp glide

HT80 HT65

H 111,0 96,0 Bw1 42,0 Sw1 40,0
W 51,0 50,0 Bw2 42,0 Sw2 40,5
D 54,5 54,5 Bh 21,0 Sd 42,0
S 80,0 65,0

 m³/1 0,33

 kg 9,2/11,0 8,6/10,8

 10



Paris - BarZenith - Zenith - Proza



Vienna - Proza



PMT - Zenith



Spinner2 HA - BarZenith - Spinner HA - Zenith

Made in BE



Zenith ep91 PZ91

Zenith

□: PZ30,PZ39,PZ59,PZ60,PZ69,PZ72,PZ91

H: EPOXY (EP./EPA.)
 Ø 12 mm steel tube
 CL Ø 12 mm clamp glide
 chair tested and classified according to **EN 16139**, shell ignitability tested and classified according to **EN 1021**

| | | | | | |
|---|------|-----|------|-----|------|
| H | 80,0 | Bw1 | 39,0 | Sw1 | 43,0 |
| W | 48,5 | Bw2 | 41,0 | Sw2 | 44,0 |
| D | 54,0 | Bh | 38,0 | Sd | 40,0 |
| S | 45,0 | | | | |



Zenith Trolley

| | | |
|--|---------------------|---------|
| | m³/3 | 0,24 |
| | kg | 5,8/6,0 |
| | floor 10/trolley 25 | |

Made in BE



BarZenith ht65 ep01 PZ72

BarZenith

□: PZ30,PZ39,PZ59,PZ60,PZ69,PZ72,PZ91

H: EPOXY (EP./EPA.)
 Ø 12 mm steel tube
 CL Ø 12 mm clamp glide
 shell ignitability tested and classified according to **EN 1021**

HT65 HT80

| | | | | | | |
|---|------|-------|-----|------|-----|------|
| H | 99,5 | 114,5 | Bw1 | 39,0 | Sw1 | 43,0 |
| W | 51,5 | 51,5 | Bw2 | 41,0 | Sw2 | 44,0 |
| D | 55,0 | 57,5 | Bh | 38,0 | Sd | 40,0 |
| S | 65,0 | 80,0 | | | | |



| | | | |
|--|------|---------|---------|
| | m³/2 | 0,30 | 0,35 |
| | kg | 7,2/7,4 | 7,7/7,9 |
| | | | 8 |

Made in BE



Paris ep91 PZ91

Paris

□: PZ30,PZ39,PZ59,PZ60,PZ69,PZ72,PZ91

H: EPOXY (EP./EPA.)
 Ø 19 mm steel tube
 chair tested and classified according to **EN 16139**, shell ignitability tested and classified according to **EN 1021**

| | | | | | |
|---|------|-----|------|-----|------|
| H | 79,0 | Bw1 | 39,0 | Sw1 | 43,0 |
| W | 53,0 | Bw2 | 41,0 | Sw2 | 44,0 |
| D | 52,5 | Bh | 38,0 | Sd | 40,0 |
| S | 44,0 | | | | |



Paris Trolley

| | | |
|--|--------------------|---------|
| | m³/4 | 0,37 |
| | kg | 4,2/4,7 |
| | floor 6/trolley 16 | |

Made in BE



Proza ep12 PZ59

Proza

□: PZ30,PZ39,PZ59,PZ60,PZ69,PZ72,PZ91

H: EPOXY (EP./EPA.)
 Ø 25,4 mm steel tube

| | | | | | |
|---|------|-----|------|-----|------|
| H | 83,0 | Bw1 | 39,0 | Sw1 | 43,0 |
| W | 50,5 | Bw2 | 41,0 | Sw2 | 44,0 |
| D | 53,0 | Bh | 38,0 | Sd | 40,0 |
| S | 46,0 | | | | |



| | | |
|--|------|---------|
| | m³/3 | 0,29 |
| | kg | 5,6/6,1 |
| | | 6 |



Vicenza - Lago-CH



Spinner - Lago-ESYCH



Spinner2 - Lago-ACH



ViennaBar - Lago-BAR

Made in BE



Lazio ep79 C872

Lazio

□ KITCHEN / DUO / DS / DL / DIVA /
MOSAIC / DESIGN / CHARME /
PERFECTO FR / VOGUE

H: EPOXY (EP./EPA.)
∅ 19 mm steel tube

| | | | | | |
|---|------|-----|------|-----|------|
| H | 79,5 | Bw1 | 43,5 | Sw1 | 43,0 |
| W | 45,0 | Bw2 | 44,0 | Sw2 | 43,0 |
| D | 54,0 | Bh | 17,0 | Sd | 43,0 |
| S | 46,0 | | | | |

| | | |
|--|------|------|
| | m³/2 | 0,30 |
|--|------|------|

| | | |
|--|----|---------|
| | kg | 4,9/6,2 |
|--|----|---------|

| | | |
|--|---|---|
| | - | - |
|--|---|---|



BarLazio

Made in BE



Lago-CH ep30 M330

Lago-CH

□ KITCHEN / DUO / DS / DL / DIVA /
MOSAIC / DESIGN / CHARME /
PERFECTO FR / VOGUE

H: EPOXY (EP./EPA.)
∅ 19 mm steel tube

| | | | | | |
|---|------|-----|------|-----|------|
| H | 78,0 | Bw1 | 41,5 | Sw1 | 42,0 |
| W | 49,0 | Bw2 | 43,0 | Sw2 | 43,5 |
| D | 53,0 | Bh | 25,0 | Sd | 42,0 |
| S | 46,0 | | | | |

| | | |
|--|------|------|
| | m³/2 | 0,29 |
|--|------|------|

| | | |
|--|----|---------|
| | kg | 4,9/6,0 |
|--|----|---------|

| | | |
|--|---|---|
| | - | - |
|--|---|---|

Made in BE



Lago-ACH ep60 M360

Lago-ACH

□ KITCHEN / DUO / DS / DL / DIVA /
MOSAIC / DESIGN / CHARME /
PERFECTO FR / VOGUE

H: EPOXY (EP./EPA.)
∅ 19 mm steel tube
ht. arml. - acc. - Arml. - armr. : 66 cm

| | | | | | |
|---|------|-----|------|-----|------|
| H | 78,0 | Bw1 | 41,5 | Sw1 | 42,0 |
| W | 53,0 | Bw2 | 43,0 | Sw2 | 43,5 |
| D | 53,0 | Bh | 25,0 | Sd | 42,0 |
| S | 46,0 | | | | |

| | | |
|--|------|------|
| | m³/1 | 0,24 |
|--|------|------|

| | | |
|--|----|---------|
| | kg | 5,7/7,6 |
|--|----|---------|

| | | |
|--|---|---|
| | - | - |
|--|---|---|

Made in BE



BarLago ht65 ... M314

Lago-BAR

□ KITCHEN / DUO / DS / DL / DIVA /
MOSAIC / DESIGN / CHARME /
PERFECTO FR / VOGUE

H: EPOXY (EP./EPA.)
∅ 19 mm steel tube

HT80 HT65

| | | | | | | |
|---|-------|------|-----|------|-----|------|
| H | 112,0 | 97,0 | Bw1 | 41,5 | Sw1 | 42,0 |
| W | 50,0 | 48,0 | Bw2 | 43,0 | Sw2 | 43,5 |
| D | 57,0 | 54,0 | Bh | 25,0 | Sd | 42,0 |
| S | 80,0 | 65,0 | | | | |

| | | | |
|--|------|------|------|
| | m³/1 | 0,29 | 0,29 |
|--|------|------|------|

| | | | |
|--|----|---------|---------|
| | kg | 6,7/8,7 | 6,4/8,5 |
|--|----|---------|---------|

| | | | |
|--|---|---|---|
| | - | - | - |
|--|---|---|---|



Lago-BAR ht80

IV.4R

Made in BE



T Veneto XL ht75 600 ep01 ...

EPOXY (EP./EPA..) - VK 70 X 70 MM - HT75/90/105

Veneto XL HPL / MHA / MEL / HM

| | | 240 4P | 360 6P | 480 6P | 600 8P |
|---------------|---------|-----------|-----------|-----------|-----------|
| L x B | | 240x120 | 360x120 | 480x120 | 600x120 |
| H (hpl-ha) | ht75 | 75 | 75 | 75 | 75 |
| | ht90 | 90 | 90 | 90 | 90 |
| | ht105 | 105 | 105 | 105 | 105 |
| BD (mm) | HPL | 24 | 24 | 24 | 24 |
| | MHA/MEL | 18 | 18 | 18 | 18 |
| | HM | 18 | 18 | 18 | 18 |
| | | | | | |
| PH | ht75 | 72,6 | 72,6 | 72,6 | 72,6 |
| | ht90 | 87,6 | 87,6 | 87,6 | 87,6 |
| | ht105 | 102,6 | 102,6 | 102,6 | 102,6 |
| PB PL | | 30 | 30 | 30 | 30 |
| | | 145,5 | 134,5 | 194,5 | 161,9 |
| [m³] (ht75) | | 0,35 | 0,51 | 0,62 | 0,67 |
| [kg] (ht75) | HPL | 78,6 | 113,7 | 157,1 | 200,5 |
| | MHA/MEL | 67,6 | 104,5 | 135,1 | 173 |
| | HM | 70 | 106,3 | 139,9 | 179 |

Made in BE



Horta ep88 PP88

Horta

□ PP (POLYPROP.) : PP01/PP39/PP59/PP69/
PP71/PP72/PP88/PP91/PP30/PP60

H: EPOXY (EP./EPA..)

∅ 31x16 mm

ht. arml. - acc. - Arml. - armr. : 67 cm

H 80,5 Bw1 35,0 Sw1 37,0
W 56,0 Bw2 37,0 Sw2 42,0
D 59,0 Bh 39,0 Sd 42,0
S 46,0

[m³/2] 0,25

[kg] kg 6,1/7,3

[kg] -



Pad Cloë V1711 Pad Cloë V1791

Made in BE



Zora ep79 PP01

Zora

□ PP (POLYPROP.) : PP01/PP39/PP59/PP69/
PP71/PP72/PP88/PP91/PP30/PP60

H: EPOXY (EP./EPA..)

∅ 12 mm

CL ∅ 12 mm clamp glide

ht. arml. - acc. - Arml. - armr. : 67 cm

H 81,0 Bw1 35,0 Sw1 37,0
W 56,0 Bw2 37,0 Sw2 42,0
D 55,0 Bh 39,0 Sd 42,0
S 46,0

[m³/2] 0,25

[kg] kg 6,8/8,0

[kg] -



Pad Cloë V1711 Pad Cloë V1791

Made in BE



Arca ep79 P785

Arca

□ KITCHEN / DUO / DS / DL / DIVA /
MOSAIC / DESIGN / CHARME /
PERFECTO FR / VOGUE

H: EPOXY (EP./EPA.)

∅ 30x15 mm steel tube

ht. arml. - acc. - Arml. - armr. : 68 cm

| | | | | | |
|---|------|-----|------|-----|------|
| H | 76,0 | Bw1 | 38,0 | Sw1 | 51,0 |
| W | 56,0 | Bw2 | 47,0 | Sw2 | 51,0 |
| D | 55,0 | Bh | 18,0 | Sd | 45,0 |
| S | 46,0 | | | | |

| | | |
|--|------|------|
| | m³/1 | 0,24 |
|--|------|------|

| | | |
|--|----|---------|
| | kg | 6,5/7,9 |
|--|----|---------|

| | | |
|--|---|---|
| | - | - |
|--|---|---|

Made in BE



ch Bormio epa83 V420

Bormio

□ KITCHEN / DUO / DS / DL / DIVA /
MOSAIC / DESIGN / CHARME /
PERFECTO FR / VOGUE

H: EPOXY (EP./EPA.)

∅ 30x15 mm

| | | | | | |
|---|------|-----|------|-----|------|
| H | 79,5 | Bw1 | 47,5 | Sw1 | 48,5 |
| W | 57,5 | Bw2 | 48,0 | Sw2 | 49,0 |
| D | 56,0 | Bh | 27,0 | Sd | 45,0 |
| S | 46,0 | | | | |

| | | |
|--|------|------|
| | m³/1 | 0,27 |
|--|------|------|

| | | |
|--|----|---------|
| | kg | 8,4-9,6 |
|--|----|---------|

| | | |
|--|---|---|
| | - | - |
|--|---|---|

Made in BE



ch Sofia-CH epa83
V460

Sofia-CH

□ KITCHEN / DUO / DS / DL / DIVA /
MOSAIC / DESIGN / CHARME /
PERFECTO FR / VOGUE

H: EPOXY (EP./EPA.)

∅ 31x16 mm

| | | | | | |
|---|------|-----|------|-----|------|
| H | 81,0 | Bw1 | 45,0 | Sw1 | 49,0 |
| W | 55,0 | Bw2 | 55,0 | Sw2 | 50,0 |
| D | 59,5 | Bh | 39,0 | Sd | 45,0 |
| S | 46,5 | | | | |

| | | |
|--|------|------|
| | m³/1 | 0,27 |
|--|------|------|

| | | |
|--|----|---------|
| | kg | 7,5-9,2 |
|--|----|---------|

| | | |
|--|---|---|
| | - | - |
|--|---|---|



BarSofia

Made in BE



ch Sofia-ESY epa83 V460

Sofia-ESY

□ KITCHEN / DUO / DS / DL / DIVA /
MOSAIC / DESIGN / CHARME /
PERFECTO FR / VOGUE

H: EPOXY (EP./EPA.)

∅ 31x16 mm

| | | | | | |
|---|------|-----|------|-----|------|
| H | 70,5 | Bw1 | 45,0 | Sw1 | 49,0 |
| W | 55,0 | Bw2 | 55,0 | Sw2 | 50,0 |
| D | 60,5 | Bh | 39,0 | Sd | 45,0 |
| S | 39,0 | | | | |

| | | |
|--|------|------|
| | m³/1 | 0,28 |
|--|------|------|

| | | |
|--|----|---------|
| | kg | 7,2-8,9 |
|--|----|---------|

| | | |
|--|---|---|
| | - | - |
|--|---|---|



Pro-S ... HP90

 Pro-S



Pro-KS



Trolley Pro



Made in BE

HP02

HP90

HP91

Made in BE

Made in BE

HP02

HP90

HP91

Made in BE



Pro-S ep91 HP90

Pro-G ep12 P775

BarPro-S ht65 ... HP90

BarPro-G ht65 ...

Pro-S

□: HP02/HP90/HP91
H: EPOXY (EP./EPA.)
∅ 22 mm steel tube

Pro-G

□: KITCHEN / DS / DL / DIVA / MOSAIC /
DESIGN / CHARME / PERFECTO FR /
VOGUE
H: EPOXY (EP./EPA.)
∅ 22 mm steel tube

BarPro-S

□: HP02 / HP90 / HP91
H: EPOXY (EP./EPA.)
∅ 22 mm steel tube

BarPro-G

□: KITCHEN / DS / DL / DIVA / MOSAIC /
DESIGN / CHARME / PERFECTO FR /
VOGUE
H: EPOXY (EP./EPA.)
∅ 22 mm steel tube

| | | | | | |
|---|------|-----|------|-----|------|
| H | 86,5 | Bw1 | 38,0 | Sw1 | 41,0 |
| W | 46,5 | Bw2 | 40,0 | Sw2 | 42,0 |
| D | 53,0 | Bh | 41,0 | Sd | 38,0 |
| S | 46,5 | | | | |



BarPro-S

| | | | | | |
|---|------|-----|------|-----|------|
| H | 86,5 | Bw1 | 39,0 | Sw1 | 41,0 |
| W | 46,5 | Bw2 | 40,0 | Sw2 | 42,0 |
| D | 55,0 | Bh | 41,0 | Sd | 38,0 |
| S | 46,5 | | | | |



BarPro-G

| | | | | | |
|------|-------|-----|------|-----|------|
| HT65 | | | | | |
| H | 105,0 | Bw1 | 38,0 | Sw1 | 41,0 |
| W | 48,0 | Bw2 | 40,0 | Sw2 | 42,0 |
| D | 54,5 | Bh | 41,0 | Sd | 38,0 |
| S | 65,0 | | | | |



Pro-S

| | | | | | |
|------|-------|-----|------|-----|------|
| HT65 | | | | | |
| H | 104,5 | Bw1 | 39,0 | Sw1 | 41,0 |
| W | 48,0 | Bw2 | 40,0 | Sw2 | 42,0 |
| D | 56,0 | Bh | 41,0 | Sd | 38,0 |
| S | 66,0 | | | | |



Pro-G

| | | |
|---|-------------------|---------|
| ⊏ | m ³ /2 | 0,30 |
| ⊏ | kg | 5,8/6,9 |
| ⊏ | | 12 |

| | | |
|---|-------------------|---------|
| ⊏ | m ³ /2 | 0,30 |
| ⊏ | kg | 6,8/7,8 |
| ⊏ | | - |

| | | | |
|---|-------------------|---------|---------|
| ⊏ | m ³ /1 | 0,33 | 0,31 |
| ⊏ | kg | 7,5/9,4 | 7,1/8,9 |
| ⊏ | | 6 | |

| | | | |
|---|-------------------|---------|---------|
| ⊏ | m ³ /1 | 0,33 | 0,31 |
| ⊏ | kg | 7,8/9,7 | 7,2/9,6 |
| ⊏ | | - | |

Made in BE



SK5

☐ MULTIPLEX BEUK - MULTIPLIS HÊTRE -
 PLYWOOD BEECH -
 BUCHENSCHICHTHOLZ

H: EPOXY (EP./EPA.)

∅ 25 mm steel tube
 CL ∅ 25 mm clamp glide

| | | | | | |
|---|------|-----|------|-----|------|
| H | 81,0 | Bw1 | 38,0 | Sw1 | 40,0 |
| W | 40,5 | Bw2 | 38,5 | Sw2 | 40,0 |
| D | 48,0 | Bh | 18,5 | Sd | 38,5 |
| S | 45,0 | | | | |

| | | |
|--|-------------------|------|
| | m ³ /2 | 0,20 |
|--|-------------------|------|

| | | |
|--|----|---------|
| | kg | 7,1/7,6 |
|--|----|---------|

| | | |
|--|---|---|
| | - | - |
|--|---|---|

Made in BE



STK46
ep01

STK43
ep69



STK38
ep39

STK35
ep59



STK31
ep91

STK26
ep39

STK

☐ MULTIPLEX BEUK - MULTIPLIS HÊTRE -
 PLYWOOD BEECH -
 BUCHENSCHICHTHOLZ

H: EPOXY (EP./EPA.)

∅ 22 mm steel tube
 Not waterproof

| STK | 46 | 43 | 38 | 35 | 31 | 26 |
|-----|------|------|------|------|------|------|
| H | 79,5 | 78,5 | 65,0 | 63,5 | 58,0 | 53,5 |
| W | 46,0 | 40,0 | 40,5 | 40,5 | 39,0 | 39,0 |
| D | 51,0 | 48,0 | 38,5 | 38,5 | 38,5 | 37,0 |
| S | 45,0 | 43,0 | 37,0 | 35,0 | 30,0 | 25,0 |

| | | | | | | | |
|--|-------------------|------|------|------|------|------|------|
| | m ³ /3 | 0,26 | 0,25 | 0,24 | 0,16 | 0,16 | 0,16 |
|--|-------------------|------|------|------|------|------|------|

| | | | | | | | |
|--|----|-----|-----|-----|-----|-----|-----|
| | kg | 4,3 | 4,1 | 2,4 | 2,3 | 2,2 | 2,1 |
|--|----|-----|-----|-----|-----|-----|-----|

| | | | | | | | |
|--|--|----|----|----|----|----|----|
| | | 11 | 11 | 11 | 11 | 11 | 11 |
|--|--|----|----|----|----|----|----|

| HT46 | | | | | |
|------|------|-----|------|-----|------|
| H | 79,5 | Bw1 | 38,0 | Sw1 | 40,0 |
| W | 46,0 | Bw2 | 38,5 | Sw2 | 40,0 |
| D | 51,0 | Bh | 18,5 | Sd | 38,5 |
| S | 45,0 | | | | |

| | | |
|--|-------------------|------|
| | m ³ /3 | 0,26 |
|--|-------------------|------|

| | | |
|--|----|-----|
| | kg | 4,3 |
|--|----|-----|

| | | |
|--|--|----|
| | | 11 |
|--|--|----|



Bar(Tab)College/Vintage



Triple - (Tab)College / Vintage

Made in BE




Vintage ep69 HP69

Vintage

□: HP39,HP59,HP69,HP90,HP00

H: EPOXY (EP./EPA.)

∅ 25 mm steel tube
CL ∅ 25 mm clamp glide



BarVintage

| | | | | | |
|---|------|-----|------|-----|------|
| H | 81,0 | Bw1 | 38,0 | Sw1 | 40,0 |
| W | 40,5 | Bw2 | 38,5 | Sw2 | 40,0 |
| D | 48,0 | Bh | 18,5 | Sd | 38,5 |
| S | 45,0 | | | | |

| | | |
|--|------|---------|
| | m³/2 | 0,20 |
| | kg | 7,1/7,6 |
| | | - |

Made in BE



College ht46 ep01 HP00

College ht43 ep69 HP69



College ht38 ep ... HP39

College ht35 ep59 HP59



College ht31 ep91 HP90

College ht26 ep ... HP39

College

□: HP39,HP59,HP69,HP90,HP00

H: EPOXY (EP./EPA.)

∅ 22 mm steel tube
seat ht according to EN 1729:
46/43/38/35/31/26 cm Not waterproof

| | HT46 | HT43 | HT38 | HT35 | HT31 | HT26 |
|---|------|------|------|------|------|------|
| H | 79,5 | 78,5 | 65,5 | 62,5 | 58,5 | 54,5 |
| W | 40,0 | 40,0 | 31,5 | 31,5 | 31,5 | 31,5 |
| D | 49,0 | 48,0 | 38,5 | 38,5 | 38,5 | 38,5 |
| S | 46,0 | 43,0 | 38,0 | 35,0 | 31,0 | 26,0 |

| | | | | | | | |
|--|------|------|------|------|------|------|------|
| | m³/4 | 0,28 | 0,24 | 0,24 | 0,16 | 0,16 | 0,16 |
| | kg | 4,3 | 4,1 | 2,4 | 2,3 | 2,2 | 2,1 |
| | | 11 | - | - | - | - | - |

Made in BE



Tab BSD ep75 B

Tab BSD⁽¹⁾



TabCollege ep91 HP90

TabCollege⁽²⁾

(1) MULTIPLEX BEUK - MULTIPLIS HÊTRE - PLYWOOD BEECH - BUCHENSCHICHTHOLZ

□: (2) HP39,HP59,HP69,HP90,HP00

H: EPOXY (EP./EPA.)
∅ 22 mm steel tube

| | | | |
|---|------|-----|------|
| H | 46,0 | Sw1 | 32,0 |
| W | 35,0 | Sw2 | 32,0 |
| D | 35,0 | Sd | 32,0 |
| S | 46,0 | | |

| | | |
|--|------|---------|
| | m³/1 | 0,06 |
| | kg | 2,5/3,0 |
| | | 16 |

Made in BE



Tab BSD ep75 B

BarTab BSD⁽¹⁾



BarTabCollege ht65 ep01 HP00

BarTabCollege⁽²⁾

(1) MULTIPLEX BEUK - MULTIPLIS HÊTRE - PLYWOOD BEECH - BUCHENSCHICHTHOLZ

□: (2) HP39,HP59,HP69,HP90,HP00

H: EPOXY (EP./EPA.)
∅ 22 mm steel tube
HT80 HT65

| | | | | |
|---|------|------|-----|------|
| H | 80,0 | 65,5 | Sw1 | 32,0 |
| W | 40,0 | 40,0 | Sw2 | 32,0 |
| D | 40,0 | 40,0 | Sd | 32,0 |
| S | 80,0 | 64,0 | | |

| | | | |
|--|------|---------|---------|
| | m³/1 | 0,13 | 0,10 |
| | kg | 4,5/5,6 | 3,7/5,1 |
| | | - | - |

Made in BE



TMMH/Topic

 : MELAMINE

 : EPOXY (EP./EPA..)

∅ 30x30 mm (+regeldoppen-
vérins de réglage-adjustable feet-
Höhenausgleichsschrauben) HT75


80x60,80x80,110x70,120x60,
120x80,140x70,140x80,160x80,200x100

H 73,5-75,0
BD (mm) 18 mm

Made in BE



TDVH/Classic

 : HPL / HA

 : EPOXY (EP./EPA..)

∅ 30x30 mm (+regeldoppen-
vérins de réglage-adjustable feet-
Höhenausgleichsschrauben) HT75

80x80,120x60,120x80,140x70,
160x80,200x100

H 74,2-75,7
BD (mm) 26 mm (88, 210 : 24 mm)

Made in BE



TMW

 : MELAMINE

 : EPOXY (EP./EPA..)

∅ 50x50 mm
HT75


80x80,120x80,140x70,
160x80,200x100

H 74,4
BD (mm) 18 mm

Made in BE



TDW

 : HPL / HA

 : EPOXY (EP./EPA..)

∅ 50x50 mm
HT75/90


120x80,140x70,
160x80,200x100


H 75,1
BD (mm) 26 mm (210 : 24 mm)

Made in BE



T Primo

 : MELAMINE

 : EPOXY (EP./EPA..) :
frame std ep12

∅ 50 mm
HT75


80x80,120x80,140x70,
160x80,200x100


H 74,4
BD (mm) 18 mm

Made in BE



TDA

 : HPL / HA

 : EPOXY (EP./EPA..) :
frame std ep12

∅ 50 mm
HT75

120x80,140x70,
160x80,200x100

H 75,1
BD (mm) 26 mm (210 : 24 mm)

Made in BE



PMT

 : MELAMINE

 : EPOXY (EP./EPA..)

∅ 30x30 mm
HT75

126 128 147

| | | | |
|---------|-------|-------|-------|
| H | 120,0 | 120,0 | 140,0 |
| B | 60,0 | 80,0 | 70,0 |
| BD (mm) | 18,0 | 18,0 | 18,0 |

| | | | | |
|---|-------------------|------|------|------|
|  | m ² /4 | 0,08 | 0,10 | 0,10 |
|---|-------------------|------|------|------|

| | | | | |
|---|----|-----------|-----------|-----------|
|  | kg | 15,4/16,3 | 18,0/19,1 | 18,9/20,0 |
|---|----|-----------|-----------|-----------|

Made in BE



Duwkar

 : EP01

Duwkar
Charriot
Platform truck
Magazinwagen

120x80,150x80

H -
BD (mm) -

Made in BE



K R 75 ep ...

K.R

◇ : H520
⊠ : EPOXY (EP.)
∅ 35 mm

75,125



KVR 125

| | |
|----|-------------------|
| H | 46/53/59/64/71/76 |
| B | 70/120 |
| D | 50 |
| BD | 20 |

Made in BE



K C 75 ep ...

K.C

◇ : H520
⊠ : EPOXY (EP.)
⊠ 50x25 mm

75,125



KLC 125

| | |
|----|-------------------|
| H | 46/53/59/64/71/76 |
| B | 70/120 |
| D | 50 |
| BD | 20 |

bladtype V

◇ : H520

Bladtype - type de tablette - table top type -
Tischplatte Type V

75,125

| | |
|----|--------|
| B | 70/120 |
| D | 50 |
| BD | 20 |



opties

PB : Pennenbak - plumier - pen holder - Stiftablage




bladtype L

◇ : H520

Bladtype - type de tablette - table top type -
Tischplatte Type L

75,125

| | |
|----|--------|
| B | 70/120 |
| D | 50 |
| BD | 20 |



HL/HR : Haak (Links/Rechts) - crochet
hook - Haak



Made in BE



K B 125 +2H ep36 ...

K.B

◇ : H520
⊠ : EPOXY (EP.)
⊠ 50x25 mm

75,125



KVB 75

| | |
|----|-------------------|
| H | 46/53/59/64/71/76 |
| B | 70/120 |
| D | 50 |
| BD | 20 |

Made in BE



KL O 125 + 2PB - ep38 - H520

KL.O

◇ : H520
⊠ : EPOXY (EP.)
⊠ 50x25 mm

75,125

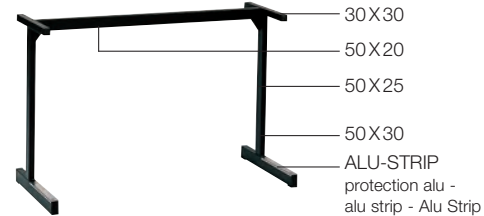


KLO 75

| | |
|----|-------------------|
| H | 46/53/59/64/71/76 |
| B | 70/120 |
| D | 50 |
| BD | 20 |

buissecties

Buissecties - sections de tubes -
tube diameter - Rohrdurchmesser



HV : Verstelbare hoogte - hauteur adaptable -
adjustable height - verstellbare Höhe



Made in BE

T Vienna & Proza

T Vienna 120x80 & Proza

Made in BE



IV.8R

Made in BE



Smart +A zw ...

Smart

□ KITCHEN / DS / DL / DIVA / MOSAIC /
DESIGN / CHARME / PERFECTO FR / VOGUE

H: ZW

arml. - acc. - Arml. - armr. :
PP zwart - noir - black - schwarz
seat W 53 x D 49 cm, back W 49 x H 60 cm

| | | | | | |
|---|------------------|------|------|------|------|
| H | Bw1 | 47,0 | Sw1 | 52,0 | |
| W | 53 cm (excl ARM) | Bw2 | 49,0 | Sw2 | 53,0 |
| D | 63 cm (incl ARM) | Bh | 57,0 | Sd | 47,0 |



| | | |
|--|------|---|
| | m³/2 | - |
| | kg | - |
| | - | - |

NET00



NET70




Flex-2 NET00

Flex-2

□: NET00/NET70

H: ZW

arml. - acc. - Arml. - armr. :
PP zwart - noir - black - schwarz
castors Ø 50 mm hard



| | | | | | |
|---|----------|-----|------|-----|------|
| H | 101,0 | Bw1 | 47,0 | Sw1 | 53,0 |
| W | 62,5 | Bw2 | 48,5 | Sw2 | 53,0 |
| D | 65,5 | Bh | 46,0 | Sd | 50,0 |
| S | HV 43-52 | | | | |

| | | |
|--|------|------|
| | m³/1 | 0,11 |
| | kg | - |
| | - | - |



Flex-2
NET70

Made in BE



Bora ep91 PP91

Bora

□: PP (POLYPROP.) : PP01/PP39/PP59/PP69/
PP71/PP72/PP88/PP91PP30/PP60

H: EPOXY (EP./EPA.)

Ø 25 mm
4 castors

ht. arm. - acc. - Arml. - armr. : 67 cm

| | | | | | |
|---|------|-----|------|-----|------|
| H | 80,5 | Bw1 | 35,0 | Sw1 | 37,0 |
| W | 57,0 | Bw2 | 37,0 | Sw2 | 42,0 |
| D | 55,0 | Bh | 39,0 | Sd | 42,0 |
| S | 46,0 | | | | |

| | | |
|--|------|---------|
| | m³/1 | 0,25 |
| | kg | 7,6/8,8 |
| | - | - |



Pad Cloë
V1711

Pad Cloë
V1791

PP91



PP71



PP88



PP72



PP01



PP39



PP69



PP59



PP30

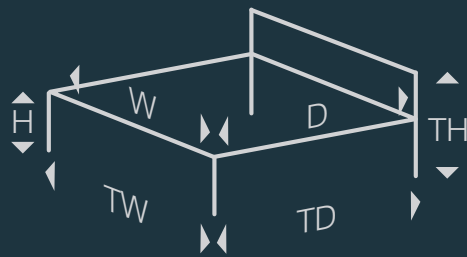


PP60



PERFECTA

YOUR PERFECT CHOICE IN FURNITURE



| | |
|----|--------------|
| D | Depth |
| TD | Total Depth |
| W | Width |
| TW | Total Width |
| H | Height |
| TH | Total Height |



Bedden - Lits - Betten - Beds



King




⌋: EPOXY (EP./EPA..)

∅ 50x50 mm

zijsponden - longerons - Bettseiten - bed sides : (rh) 100 x 20 mm, HT 11,5 cm

| | | 90 | 140 | 160 | 180 |
|---|----------------|--------|---------|---------|---------|
| | TH | 75,5 | 75,5 | 75,5 | 75,5 |
| | TB | 96,6 | 146,3 | 166,3 | 186,9 |
| | TD | 210,5 | 210,5 | 210,5 | 210,5 |
| | H | 35,5 | 35,5 | 35,5 | 35,5 |
| | B x D | 90x200 | 140x200 | 160x200 | 180x200 |
| ⌋ | m ³ | 0,14 | 0,19 | 0,21 | 0,24 |
| Ⓚ | kg | 25,0 | 29,0 | 30,5 | 32,0 |



B King ht Z

Duna



⌋: EPOXY (EP./EPA..)

∅ 50x50 mm

zijsponden - longerons - Bettseiten - bed sides : (rh) 100 x 20 mm, ht 11,5 cm

| | | 90 | 140 | 160 | 180 |
|---|----------------|--------|---------|---------|---------|
| | TH | 35,5 | 35,5 | 35,5 | 35,5 |
| | TB | 96,6 | 146,3 | 166,3 | 186,9 |
| | TD | 210,5 | 210,5 | 210,5 | 210,5 |
| | H | 35,5 | 35,5 | 35,5 | 35,5 |
| | B x D | 90x200 | 140x200 | 160x200 | 180x200 |
| ⌋ | m ³ | 0,10 | 0,14 | 0,15 | 0,17 |
| Ⓚ | kg | 20,9 | 24,1 | 25,3 | 26,5 |



B Duna ht Z



Junior

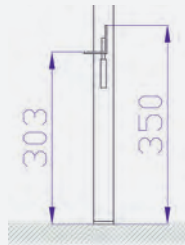


┌: EPOXY (EP./EPA..)

∅ 35x35 mm

zijsponden - longerons - Bettseiten - bed-sides : "L" 48 x 40 mm, ht 4,5 cm

| | | | | |
|--|----------------|--------|---------|---------|
| | | 90 | 140 | 160 |
| | TH | 83,0 | 83,0 | 83,0 |
| | TB | 96,5 | 146,5 | 166,5 |
| | TD | 208,5 | 208,5 | 208,5 |
| | H | 35,0 | 35,0 | 35,0 |
| | B x D | 90x200 | 140x200 | 160x200 |
| | m ³ | 0,11 | 0,20 | 0,17 |
| | kg | 19,0 | 23,0 | 24,0 |



B Junior HT Z

Lena

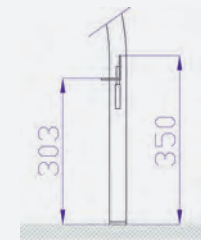


┌: EPOXY (EP./EPA..)

∅ 35 mm

zijsponden - longerons - Bettseiten - bed-sides : "L" 48 x 40 mm, ht 4,5 cm

| | | |
|--|----------------|--------|
| | | 90 |
| | TH | 82,0 |
| | TB | 94,0 |
| | TD | 207,0 |
| | H | 35,5 |
| | B x D | 90x200 |
| | m ³ | 0,10 |
| | kg | 16,1 |



B Lena HT Z

Team

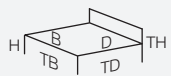


—: EPOXY (EP../EPA..)

∅ 35x35 mm

EN 747 certified

90



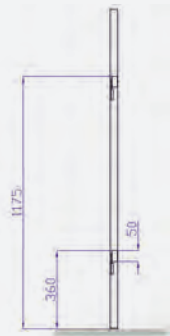
| | |
|-------|------------|
| TH | 148,4 |
| TB | 96,5 |
| TD | 207,0 |
| H | 37,5&118,5 |
| B x D | 90x200 |



m³ 0,65



kg 71,8



B Team HT L





Seat ...



Seat +W ...

Seat

KITCHEN / DIVA / MOSAIC / DESIGN /
CHARME / PERFECTO FR / VOGUE

H: -

| | Seat | Seat + W |
|--|------------------------|----------|
| | H 44,0 | 47,0 |
| | B 44,0 | 44,0 |
| | D 44,0 | 44,0 |
| | Z 44,0 | 47,0 |
| | m ³ /1 0,09 | 0,10 |
| | kg 9,9 | 10,0 |



T Trevi-3 ht45 d50 epa83 HP88



T Trevi-3 ht45 50tr epa83 MET

Trevi-3 HPL/MHA/HM/MET/MEL/HA00

| | | d50 | 50tr | 60 | 70 | 90 |
|-----------------------|------------|---------|---------|---------|----------|-----------|
| L x B | | Ø50 | 50 tri | Ø60 | Ø70 | Ø90 |
| H (hpl) | HT40 | 40,0 | 40,0 | 40,0 | 40,6 | 40,8 |
| | HT45 | 45,0 | 45,0 | 45,0 | 45,6 | 45,8 |
| BD (mm) | HPL/MHA/HM | 18 mm | 18 mm | - | 24 mm | 26 mm |
| | HA00 | - | - | - | - | - |
| | MET | - | 2,5 mm | - | - | - |
| | MEL | - | - | 18 mm | - | - |
| PH | HT40 | 38,2 | 38,2 | 38,2 | 38,2 | 38,2 |
| | HT45 | 43,2 | 43,2 | 43,2 | 43,2 | 43,2 |
| PB | | - | - | - | - | - |
| PL | | - | - | - | - | - |
| m ³ (ht40) | | 0,03 | 0,03 | 0,04 | 0,06 | 0,07 |
| | HPL/MHA/HM | 5,0-6,0 | 4,6-5,6 | - | 8,8-10,2 | 13,7-15,7 |
| | HA00 | - | - | - | - | - |
| | MET | - | 5,6-6,6 | - | - | - |
| | MEL | - | - | 6,1-7,2 | - | - |



T Cup ht55 5033C epa83 HP88



T Cup ht55 5033C epa83 MET

T Cup HPL/MHA/HM/MET/HA00

| | | 5033C |
|----------------|----------------------|-------------------|
| L x B | | Danish oval 50x33 |
| H (hpl) | HT55 | 55,0 |
| BD (mm) | HPL / MHA / HM /HA00 | 18 mm |
| | MET | 2,5 mm |
| PH | HT55 | 53,2 |
| PB | | - |
| PL | | - |
| m ³ | | 0,03 |
| | HPL / MHA / HM /HA00 | 9-9,6 |
| | MET | 10,10-10,70 |

